European Commission
Directorate General for Health and Consumer Protection

Study on the stunning/killing practices in slaughterhouses and their economic, social and environmental consequences

Assignment 3 of the Framework Contract for evaluation and evaluation related services - Lot 3: Food Chain (awarded through tender n° 2004/S 243-208899)

Final Report
Part II: Poultry

Submitted by:

Food Chain Evaluation Consortium (FCEC)

Civic Consulting - Agra CEAS Consulting -

Bureau van Dijk - Arcadia International

Project Leader: Civic Consulting

Part II prepared by: Agra CEAS Consulting

European Commission
DG SANCO
Rue de la Loi 200
1049 Brussels

25.06.2007

Contact for this assignment:
Dr Frank Alleweldt
Civic Consulting Alleweldt & Kara GbR

Study on the stunning/killing practices in slaughterhouses and their economic, social and environmental consequences

Final Report

Part II: Poultry

Prepared by the Food Chain Evaluation Consortium (FCEC)
Civic Consulting – Agra CEAS Consulting –
Bureau van Dijk – Arcadia International –

Project Leader: Civic Consulting

Part II prepared by: Agra CEAS Consulting

Food Chain Evaluation Consortium

c/o Civic Consulting
Potsdamer Strasse 150
D-10783 Berlin-Germany
Telephone: +49-30-2196-2297
Fax: +49-30-2196-2298
E-mail: alleweldt@civic-consulting.de

Expert Team

Civic Consulting:

Dr Frank Alleweldt (Team leader)
Dr Senda Kara
Ms Kristen Schubert
Prof Dr Reinhard Fries
Mr Robin Großpietsch

Agra CEAS Consulting:

Mr Conrad Caspari
Dr Dylan Bradley
Dr Remi Gauthier

Van Dijk Management Consultants:

Ms Laurence van Nieuwenhuyse
Mr Anastasio Sofias

fcec

Food Chain Evaluation Consortium
Civic Consulting – Bureau van Dijk –
Arcadia International – Agra CEAS

Contents

List of Figures

List of Tables

Acronyms

AVEC: Association of Poultry Processors and Poultry Trade in the EU countries

CAHP: Community Animal Health Policy

CAP: Common Agricultural Policy

COPA-COGECA: Committee of Professional Agricultural Organisations and General Confederation of Agricultural Co-operatives in the European Union

DG: Directorate General

EFSA: European Food Safety Authority

FAO: Food & Agriculture Organisation

FCEC: Food Chain Evaluation Consortium

MS: Member State/s

NMS: New Member State/s

OIE: Organisation Mondiale de la Santé Animale – World Animal Health Organisation

SCFCAH: Standing Committee on the Food Chain and Animal Health

SG: Steering Group (for this study)

ToR: Terms of Reference

UECBV: European Livestock And Meat Trading Union

URAA: GATT Uruguay Round Agreement on Agriculture

WTO-SPS: World Trade Organisation - Sanitary & Phytosanitary Agreement

Executive Summary

The European Commission is in the process of revising Directive 93/119/EC which covers slaughter practices. DG SANCO commissioned this study to present a socio-economic overview of the situation of the meat sector in the EU with regards to the protection of animals at the time of slaughter. The overall study was conducted by Civic Consulting (lead) and Agra CEAS Consulting of the Food Chain Evaluation Consortium, with support from Bureau van Dijk. Part II of the report (poultry meat) was prepared by Agra CEAS Consulting.

The main conclusions are as follows:

- The EU poultry sector is relatively uncompetitive in global terms and is likely to be sensitive to increases in production cost. However, the cost of stunning and killing is not seen by the industry as being significant in this context and this is borne out by the analysis in this report.

- There are two main slaughter methods in use: electrical water bath stunning and controlled atmosphere stunning. The proportion of slaughterhouses using each system is unknown, but electrical techniques are more prevalent. The number of controlled atmosphere plants in the EU is at least 25.

- Equipment design to ensure good animal welfare has positive economic impacts, although the extent to which these offset costs is not always clear. This is also the case with regard to measures to safeguard animal welfare. Slaughterhouses will adopt animal welfare friendly designs and measures which go beyond legislative requirements in order to gain advantage from the economic benefits whether these are simply better revenues or in order to conform with customer requirements which ensures access to certain markets. Customer requirements are driven by product quality and, in some parts of the EU at least, demand for high animal welfare standards.

- A survey of Member State Competent Authorities made clear that the situation regarding training and certification of slaughterhouse operators differs according to Member State. Some require formal training and the issuing of licenses or certificates of competence whilst others rely on slaughterhouses themselves to ensure that staff are competent to deal with live animals. The survey of slaughterhouses showed that the vast majority ensure that employees dealing with live animals have received appropriate training. In some cases voluntary training takes place in addition to mandatory training.

- Information gathered during the course of this research suggests that the additional purchase, installation and running costs associated with controlled atmosphere systems can be recovered fairly quickly as a result of the financial advantages stemming from improved output yield and quality.

- The small proportion of consumer price that is accounted for by the cost of stunning means that more expensive methods, such as controlled atmosphere stunning, are unlikely to have any appreciable impact on the final consumer price for poultry.

1. Introduction

1.1. Aim of the study

The European Commission has been developing animal welfare legislation for over 30 years. The first Council Directive with respect to slaughtering practices for meat production was Directive 74/577/EC on the stunning of animals before slaughter, which was replaced in 1993 with Council Directive 93/119/EEC with a broader scope, both in terms of species concerned and slaughter circumstances[1]. This legislation stipulates that the killing of domestic animals for human consumption will be performed so as to avoid any unnecessary suffering of the animals during slaughtering practices through the use of proper approved methods to stun and kill animals, based on scientific knowledge and practical experience. Since 1993, the industry has changed along with methods for stunning and killing; likewise, much new scientific evidence has emerged regarding such methods. In this context, the European Food Safety Authority issued in 2004 an opinion and report on the welfare aspects of the main systems of stunning and killing the main commercial species of animals and in 2005, the World Organisation for Animal Health (OIE) adopted guidelines for the slaughter of animals for human consumption. In the light of the scientific data and technical developments the European Commission is in the process of revising Directive 93/119/EC.

For this purpose DG SANCO has commissioned this study to present an overview of the situation of the meat sector in the EU with regards to the protection of animals at the time of slaughter, taking into account the main socio-economic consequences of the current practices. The overall study was conducted by Civic Consulting (lead) and Agra CEAS Consulting of the Food Chain Evaluation Consortium, with support from Bureau van Dijk. Part II of the report (poultry meat) was prepared by Agra CEAS Consulting.

1.2. Acknowledgements

In compiling this report the authors gratefully note the guidance of DG SANCO and the assistance provided by all those who contributed their time and views, especially the Association of Poultry Processors and Poultry Import and Trade in the EU (AVEC), the British Poultry Council and Dr Mohan Raj of the University of Bristol.

[1] DG SANCO (2007). Animal welfare at the time of slaughter and killing. Available at: http://ec.europa.eu/food/animal/welfare/slaughter/index_en.htm

2. The EU poultry sector

2.1. Presentation of the poultry sector within the EU [Task 1.1]

The European poultry meat sector is the second largest meat-producing sector after pig meat. Poultry meat production in the EU in 2005 reached 11.1 million tonnes (see Table 1) with France accounting for 17% of total EU-25 production. The other major producers are the UK (14%), Spain (12%), Germany (11%), Italy (10%) and Poland (9%). The EU is 106% self-sufficient in poultry meat.

Table 1: Poultry meat production in the EU-25, 2000-05 ('000 tonnes)

	2000	2001	2002	2003	2004	2005
Austria	106	108	110	112	114	118
Belgium/Luxembourg	296	291	*321*	304	310	297
Denmark	205	218	219	205	213	205
Finland	64	76	83	84	87	86
France	2,243	2,269	2,145	2,015	1,975	1,920
Germany	923	*986*	1,026	1,077	1,166	1,196
Greece	164	163	164	169	166	165
Ireland	121	121	121	120	122	122
Italy	1,080	1,134	1,169	1,097	1,128	1,092
Netherlands	695	717	705	485	555	565
Portugal	293	317	311	270	281	286
Spain	1,125	1,305	1,331	1,336	1,310	1,302
Sweden	99	106	111	106	105	104
UK	1,526	1,572	1,544	1,574	1,574	1,606
EU-15	**8,939**	**9,381**	**9,360**	**8,954**	**9,106**	**9,064**
Cyprus	34	36	37	37	37	37
Czech Republic	214	234	238	227	228	235
Estonia	7	9	11	14	15	9
Hungary	470	472	515	492	490	490
Latvia	7	9	11	12	14	15
Lithuania	25	30	33	39	42	45
Malta	6	6	7	8	8	8
Poland	581	695	794	860	915	1,020
Slovakia	57	64	69	70	74	74
Slovenia	66	72	77	76	80	80
EU-25	**10,406**	**11,008**	**11,152**	**10,789**	**11,009**	**11,077**

Source: AVEC 2006 yearbook. Original source ZMP from Eurostat and national statistics. Numbers in italics are provisional/partly estimated.

The biggest threat that the poultry industry in the EU has faced in recent years has been avian influenza. The outbreak of avian flu in the Netherlands in 2003 caused a fall in poultry production of 31% and overall EU poultry production decreased by more than 3%.

Chicken and turkey are the main poultry species produced, with chickens comprising around three quarters of total EU poultry production and turkeys 20%. The balance is accounted for by ducks and fowl. The UK was the largest producer of chickens in 2005 with a share of 17% of total EU chicken production. It was followed by Spain (13%), and France (12%). Among the New Member States, Poland is the biggest chicken producer supplying over 11% of EU broilers. As far as turkeys are concerned, the biggest producers are France (30%), Germany (18%), Poland (14%), and Italy (14%).

Figure 1 presents the development of EU poultry production over the past 11 years. Broilers increased their share of overall rising production while the shares of other poultry species have remained relatively stable. Total EU poultry production has increased by some 35% over the period examined, from 8 million tonnes in 1995 to approximately 11 million tonnes in 2005. This increase is almost entirely due to the growth in broiler production, much of which took place between 1995 and 2001.

Figure 1: EU poultry meat production, by species 1995-2006 ('000 tonnes)

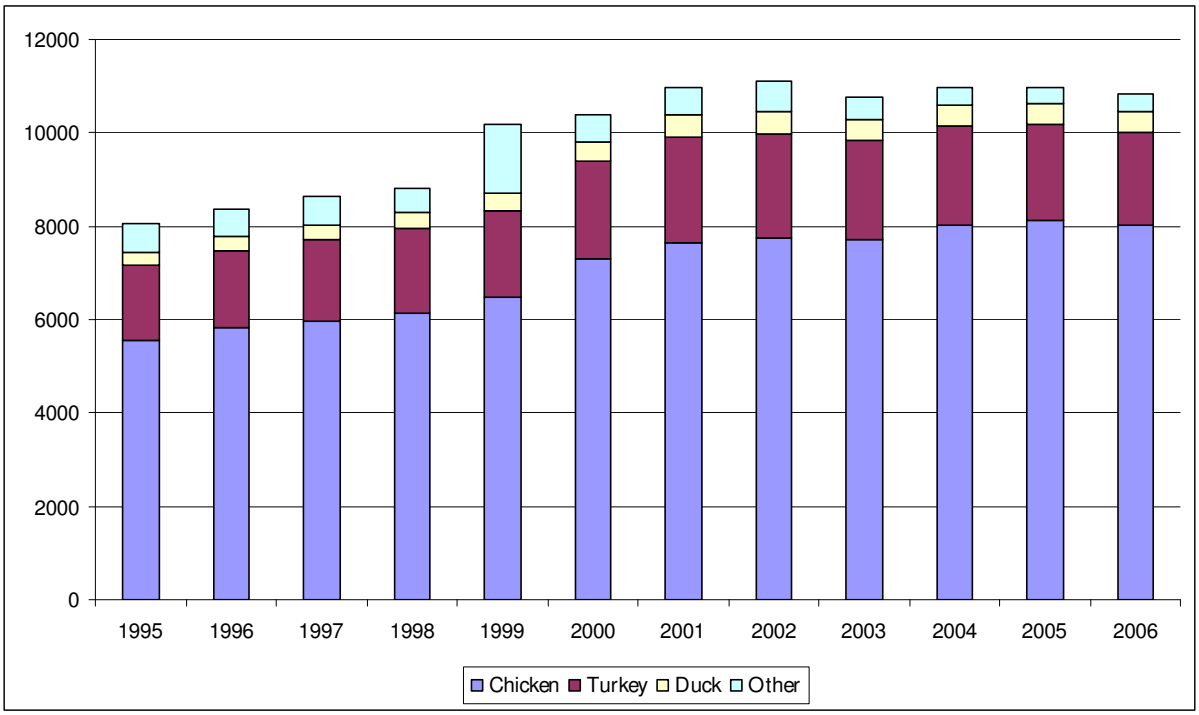

Note: 2006 numbers are estimates
Source: AVEC

EU poultry production has partially recovered from the 2003 avian flu crisis, but production levels still remain below 2002 levels. To date, 14 EU Member States (Spain, Greece, Italy, Slovenia, Hungary, Austria, Germany, France, Slovakia, Sweden, Poland, Denmark, Czech Republic and UK) have reported cases of highly pathogenic avian influenza H5N1 in wild birds, with most recent case being in Spain in July 2006. Avian influenza H5N1 was also confirmed in poultry in 5 EU Member States (France, Sweden, Germany, Denmark and Hungary). One outbreak of H5N1 was reported in a commercial turkey farm in France in February 2006, which led to a ban on French poultry exports to many countries. Outbreaks within the EU, and the ban on exports from the biggest EU poultry producer have had a negative impact on the industry.

Poultry meat consumption

Per capita consumption of poultry meat in the EU in 2005 was 23.6 kg. The average EU per capita consumption of broilers is approximately 15 kg while the average EU annual per capita consumption of turkeys is 5 kg. Consumption of poultry meat in the EU has been stable in the last 5 years, though it has been decreasing since the avian flu outbreak in 2003, and is projected to decrease further in 2006. Data for poultry consumption in the EU are sparse as there is no legislative requirement for Member States to report this information, however, it is understood that the main producing Member States are also the main consumers of poultry meat.

According to DG Agriculture market projections, production and consumption of poultry meat in the EU are expected to increase only marginally for the period until 2012 (from 11.0 million tonnes of carcass weight equivalent in 2006 to 11.6 million tonnes in 2012 and from 10.8 million tonnes of carcass weight equivalent to 11.4 million tonnes, respectively).

Poultry processing industry

The EU poultry meat processing sector is characterised by strong regional concentration and specialisation (driven by increased competition) and vertical integration, particularly between the animal feed industry, broiler producers, and the slaughtering and distribution sectors.

Data on the nature and structure of the poultry slaughtering industry in the EU are not available from a common source, partly because there is no legislative requirement to provide such data to the Commission. Contact was made with individual sector associations and Member State governments and this resulted in some limited data on the structure of the slaughtering sector, but this is by no means comprehensive, nor is it comparable[2]. Due to its disparate nature, the information gathered is presented and discussed in Annex 3 to this report.

The material in Annex 3 has been used to generate Table 2 which presents poultry slaughterhouse numbers and annual capacity for those Member States where such data exist. Although the number of slaughterhouses has remained fairly stable in some Member States (for example, Austria, Finland, Germany and Hungary), in others the number of poultry slaughterhouses has clearly declined over the period (Belgium, Latvia, Netherlands, Poland and the UK). However, in most cases the number of birds slaughtered per year has either increased or remained reasonably stable meaning that, in combination with stable slaughterhouse numbers or declining slaughterhouse numbers the average throughput has typically increased. For example, average annual throughput in Finland was 1.8 million birds per slaughterhouse in 2000 and 2.2 million in 2006; in Latvia average annual throughput increased from 0.4 million in 2003 to 1.7 million in 2006. There were some exceptions to this general trend with average annual production remaining similar in Hungary and declining in Austria. These exceptions aside, the data show that generally speaking the poultry slaughter industry in the EU is consolidating over time.

[2] It is also at times inconsistent with total production data.

Table 2: Number of poultry slaughterhouses and slaughter capacity 2000-2006

	2000	2001	2002	2003	2004	2005	2006
	Number of slaughterhouses						
Austria	9	8	8	9	10	10	11
Belgium	94	N/A	78	N/A	N/A	72	N/A
Finland	26	26	26	25	25	23	25
Germany	112	112	121	117	117	N/A	N/A
Hungary	47	44	46	51	50	46	49
Latvia	N/A	N/A	N/A	15	9	8	8
Lithuania	N/A	N/A	N/A	N/A	15	19	19
Netherlands	N/A	N/A	N/A	32	26	23	N/A
Poland	N/A	N/A	N/A	429	N/A	385	N/A
UK	119	114	106	103	101	98	89
	Slaughter output (million birds/year)						
Austria	63.9	67.3	66.7	67.9	69.4	70.7	67.5
Belgium	238.2	N/A	248.9	N/A	N/A	237.7	N/A
Finland	46.1	53.7	54.8	52.8	54.8	54.5	55.1
Germany	406.0	412.9	424.0	447.2	492.9	N/A	N/A
Hungary	187.5	205.8	213.5	217.3	214.9	208.0	193.9
Latvia	N/A	N/A	N/A	6.4	8.2	6.3	13.2
Lithuania	N/A	N/A	N/A	N/A	N/A	N/A	N/A
Netherlands	N/A	N/A	N/A	N/A	N/A	N/A	N/A
Poland	N/A	N/A	N/A	N/A	N/A	N/A	N/A
UK	786.9	795.2	781.4	786.8	788.9	804.1	779.9

Notes: Hungarian output data converted from kg per year to number of birds assuming 2.2 kg weight.

Sources: ZMP, Meat Hygiene Service, VIP vzw, Hungarian Poultry Product Board, Food and Veterinary Service (Latvia), Animal Health and Welfare Unit (Finland), PVE/RVV, Lithuanian Ministry of Agriculture, Polish Ministry of Agriculture and Agra CEAS Consulting calculations.

2.2. Competitive position of the EU poultry sector [Task 1.4]

The competitiveness of the EU poultry sector was undertaken by reviewing the evolution of imports given the prevailing system of import protection. This ultimately provides an indication of the potential vulnerability of the sector to imports from third countries.

2.2.1. Overview of the import tariff instrument

The main instrument of import protection for poultry meat, is the fixed rate import tariff. The aim of this instrument is to protect the EU market from lower priced imports. The import duty is therefore intended to help cover the gap between the lower world market price and the EU price. Prior to the Uruguay Round Agreement on Agriculture (URAA) the EU operated a system of variable levies fixed quarterly. As poultry meat is a cereal based product the levy was based on the difference in feed grain costs between the EU and its major competitors on the world market and a factor relating to processing costs as well as the exchange rate between the Euro (ECU) and the US $.

As part of the URAA, the EU's variable import levies on most agricultural products had to be converted into fixed import tariffs ("tariffication"). These tariffs were subject to reduction commitments over the implementation period. For poultry meat, the tariffs had to be cut by 36% between July 1995 and July 2001. The tariffs on fresh "83% chicken" had to be reduced from €410/tonne to €262/tonne and for boneless chicken cuts (fresh, chilled or frozen) from €1,600/tonne to €1,024/tonne (see Table 22 in Annex 3).

As part of the URAA, minimum access quotas were established for the import of poultry meat into the EU:

- Fresh, chilled or frozen chicken carcasses: 0 tonnes in 1995 rising to 6,000 tonnes by July 2001, at various tariffs (depending on the tariff item number);
- Fresh, chilled or frozen chicken cuts: 0 tonnes in 1995 rising to 4,000 tonnes by July 2001, at various tariffs (depending on the tariff item number);
- Certain categories of poultry cuts of fowls of the species *Gallus domesticus*: 15,500 tonnes from 1995 onwards, at a zero tariff;
- Fresh, chilled or frozen turkey meat: 0 tonnes in 1995 rising to 1,000 tonnes by July 2001, at various tariffs (depending on the tariff item number);
- Certain categories of poultry cuts of turkeys: 2,500 tonnes from 1995 onwards, at a zero tariff.

As part of an agreement with the United States relating to the enlargement of the European Union to 25 Member States in 2005, from the start of August 2006 the quotas for fresh chilled and frozen chicken carcasses was increased by 49 tonnes and the quota for fresh chilled and frozen chicken cuts was increased by 4,070 tonnes. At the same time it was also agreed that the quota for cuts of fowl be increased by 1,605 tonnes and that for fresh, chilled and frozen turkey meat by 201 tonnes.

2.2.2. Evolution of EU-15 imports and comparison with quotas

Figure 2 shows the level of poultry meat imports into the EU-15 between 1993 and 2005, the data are sub-divided into live and carcass imports, and cuts and preparations.

Figure 2: Poultry meat imports into the EU-15 between 1993 and 2005

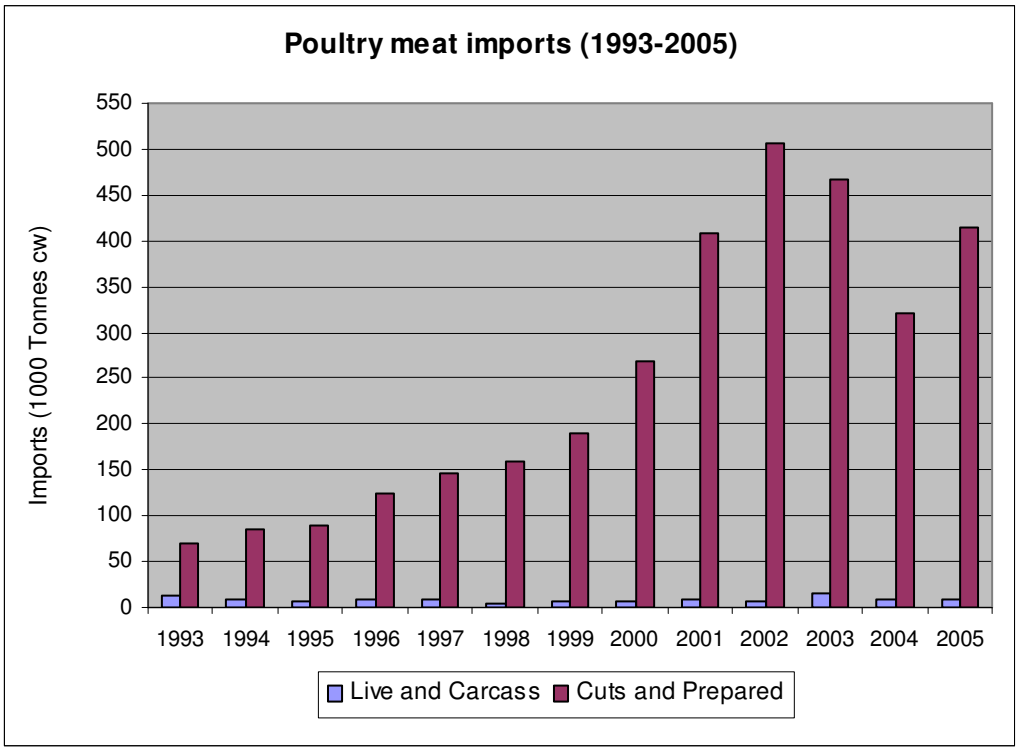

Source: DG Agriculture.

In the period from 1993 to 2002 imports of poultry meat rose sharply to reach a peak of 512,000 tonnes in 2002. This increase was largely due to the fact that there was a very substantial increase in imports of salty frozen poultry meat under the CN heading (0210 9939) which attracted a lower customs duty during this period. There was also an increase in imports under heading 1602. Imports of salted poultry meat under this heading rose from 3,680 tonnes in 1996 to 226,408 tonnes in 2001 before dropping back to 128,454 tonnes in 2003 after additional clarification of the tariff was provided. The bulk of these imports came from Brazil and Thailand. In 2006 the EU ruled that the restriction applied to such imports was not WTO compatible and from June 27, 2006 such imports at reduced tariffs have once again been allowed. Imports of turkey meat (as well as cuts and preparations) also rose substantially from 25,000 tonnes to 8,000 tonnes.

This analysis of trade data shows that following the introduction of the URAA, but particularly in the period 1997-2001, there has been a very substantial increase in EU imports of poultry meat and poultry meat products. In part this has been due to the aforementioned issue in relation to the level of tariff attracted by products in the CN categories 1602 and 0210 which effectively created a breach in the protection afforded to most types of poultry meat and poultry meat product. It should, however, be noted that imports of carcasses and cuts have risen well in excess of the volumes entering under the preferential Tariff Rate Quotas (TRQ) indicating that a significant proportion of product is entering having paid the full rate of duty. Given the tariff levels prevailing this suggests that the competitiveness of third country producers is high.

2.2.3. Possible impacts of trade liberalisation

This assessment that the sector is vulnerable is borne out by an evaluation of the market organisation for poultry meat undertaken by Agra CEAS for DG Agriculture of the European Commission (Evaluation of the Common Market Organisations (CMOs) for Pigmeat, Poultrymeat and Eggs,

Contract 30-CE-0009330/00-42, 2005). Econometric modelling of the impact of removal of import tariffs (and export refunds) on the sector estimated the level of imports which would have occurred in three separate periods (1990-1992,1995-1997 and 2000-2002) if import tariffs (and export subsidies) had not been in place, i.e. a counterfactual. The results indicated that, as would be expected *a priori*, the import protection provided first by variable levies in the 1990-1992 period and subsequently by fixed tariffs are estimated to have led to substantially lower volumes of total annual imports than would otherwise have taken place. The presence of import tariffs resulted in an annual average reduction in the volume of imports in the three periods of 72% in 1990-92; 77% in 1995-97; and 52% in 2000-02. Expressed in absolute terms the tariffs are estimated to have reduced imports by over 1.5 million tonnes in the 1990-92 period and by over 1.0 million tonnes in the subsequent two periods (1995-97 and 2000-02).

2.2.4. Conclusions concerning 'vulnerability' of sector

The above analysis suggests that the poultry sector is relatively uncompetitive in global terms and is potentially likely to be highly vulnerable/'sensitive' to a potential reduction in tariffs, or alternatively, an increase in costs[3]. The industry and equipment manufacturers noted in interview that the biggest threats to the EU poultry industry are (not ordered):

- domestic production costs (of which feed is by far the most significant accounting for the majority of production cost);
- the costs of complying with legislation (related to animal welfare requirements, environmental legislation on-farm or the need to dispose of by-products at the slaughterhouse[4]); and,
- the cost of labour.

The cost of the stunning/killing method itself is not seen as being significant in this context by the industry. That said, there is a perception that slaughterhouses in some third countries are less likely to be able to invest in controlled atmosphere stunning systems due to a lack of access to credit and a relatively uncertain economic environment which together alter the payback calculation[5]. For example, there are no controlled atmosphere stunning plants in Thailand and less than five in Brazil (partly as a result of the need to produce to Halal specification to facilitate worldwide exports). These countries are mainly supplying raw frozen product for the ready meal market.

The industry believes that the most significant threat to the EU poultry sector is posed by Brazil and Thailand. The product of particular concern is boneless meat, especially breast fillet, which is typically destined for the growing ready meal and processed product markets, although some is also used in the catering trade. Imports of further processed (i.e. cooked to some degree) products are increasing, particularly as a proportion of imports from Thailand[6], and these often carry a lower tariff than frozen meat. However, European retailers do not generally import fresh, chilled products from third countries

---

[3] Grethe (2006) notes in this context that future costs of compliance with obligatory animal welfare standards in the EU for poultry production are significant and may lead to relocation of production to third countries. Grethe, H. (2006) "*High animal welfare standards in the EU and international trade – How to prevent potential 'low animal welfare havens'?*" In: Food Policy Volume 32, Issue 3, June 2007, Pages 315-333.

[4] These by-products may even attract additional revenue in some third countries.

[5] In the case of turkey slaughtering there is also likely to be an impact from access to cheaper labour, this is not so important with regard to chicken.

[6] Partly in response to restrictions in place on raw product following Avian Influenza.

because these products have a relatively short shelf-life of around 14 days, although research is on-going to extend this, and most retailers prefer to operate with shorter supply lines for key products to avoid potential supply disruption.

Finally, a small number of poultry slaughterhouses in north America use controlled atmosphere stunning methods, a small number of very early models were installed in Japan between 15 and 20 years ago (these still involved live shackling, so do not confer the same financial benefits as modern controlled atmosphere systems) and there is at least one slaughterhouse known to be performing controlled atmosphere stunning in Australia.

3. The slaughter chain for poultry production

3.1. Stunning/killing methods used in the EU [Task 1.3]

EFSA (2004)[12] reports that poultry may be stunned using electrical water bath systems with high frequency currents (i.e. above 50 Hz) that do not result in cardiac arrest. Stunning/killing techniques[7] include electrical water bath supplied with 50 Hz sine wave AC and controlled atmosphere systems using a range of gas mixes. As the remainder of the slaughter process is the same for both electrical stunning and electrical stunning/killing, there are no economic differences between these two approaches.

Electrical techniques are more prevalent in the EU, partly because they have been in commercial use for longer and partly because there is no harmonised legislation for controlled atmosphere stunning systems. The exact number of EU slaughterhouses using controlled atmosphere stunning systems is not known. However, there are at least 25 plants using this method[8]. Raj (2006)[9] estimates that 75% of turkeys and 25% of chickens slaughtered for human consumption in the UK are killed using either inert gas mixes or less than 30% CO_2 mixed with inert gases. A UK slaughterhouse Director supported this in estimating that around 10% of UK slaughterhouses processing chickens use controlled atmosphere systems, but because these are large plants, they account for some 20% of broilers slaughtered. Interviews in France suggest there are only two controlled atmosphere plants, both using CO_2 methods. Interviews in Germany indicate that around 20% of poultry are slaughtered using controlled atmosphere systems.[10]

It is also worth mentioning that a vacuum stunning method is in development and is undergoing trials in the US in conjunction with an EU equipment manufacturer. This operates on a similar principle to controlled atmosphere stunning in that the birds enter a chamber (in crates) from which air is withdrawn to the point of asphyxiation. Once dead the birds are processed in the same way as set out in the section for controlled atmosphere stunning. The electrical and controlled atmosphere stunning systems are explained in the sub-sections below.

3.1.1. Electrical stunning

Raj (2006)[11] reports that electrical water bath stunning is the most common method of stunning (or stunning/killing) poultry under commercial conditions. The waveform and frequency of the current used, the amount of current applied to individual birds, the number of birds in the water bath simultaneously and the number of blood vessels severed in the neck vary widely in commercial

---

[7] In this context the term stunning/killing is used to denote processes which stun and then kill, i.e. the stunning is irreversible, as compared to processes which result in reversible stun only.

[8] O' Keefe, T. (2006) "*Advances in CAS Technology*". In WATT Poultry USA. February 2006 and Shane, S.M. (2005) "*Future of Gas Stunning*". In WATT Poultry USA. April, 2005.

[9] Raj, A.B.M. (2006) "*Recent developments in stunning and slaughter of poultry*". In World's Poultry Science Journal, Vol 62, September 2006.

[10] Member of the Bundesverband der Geflügelschlachtereien e.V. Written communication. 07 June 2007.

[11] Raj, A.B.M. (2006) "*Recent developments in stunning and slaughter of poultry*". In World's Poultry Science Journal, Vol 62, September 2006.

practice. However, EFSA (2004)[12] makes clear that water bath stunning is normally carried out using frequencies well above 50 Hz, usually between 400 and 1,500 Hz of sine wave AC and pulsed DC (but see section 3.2 where a survey of slaughterhouses suggests that lower frequency stunning is used by almost a third of responses). The frequency used is of particular importance in animal welfare terms as the combination of high frequency with low current intensity can lead to immobilisation without stunning.

Electrical stunning can be either reversible or irreversible (i.e. stunning/killing). In the former case, a high frequency stun is administered (200 Hz or more) and in the latter, a lower frequency stun is used (between 50 and 60 Hz) which can induce cardiac arrest (irreversible stun) in some birds depending upon the amount of current delivered to them. The incidence of cardiac arrest increases with the amount of current received by the birds. Lower frequencies can lead to bone shattering and burst blood vessels which has implications for both meat quality and yield in that affected areas might be trimmed for presentational purposes. A higher frequency stun requires a shorter period between stunning and bleeding, which must be completed before the bird is able to regain consciousness, but can provide better results in terms of meat quality[13]. Comparisons between stunning methods are often made using a frequency of 50 Hz and the economic impact in terms of meat quality and yield should therefore be borne in mind where this is the case.

In either case electrical stunning involves the birds being unloaded at the slaughterhouse and shackled upside down whilst conscious. The processing line then moves through a water bath where the stun is administered (at various possible combinations of voltage, duration and, critically, frequency, see above). There are then two broad ways in which the birds are killed. One method is to cut a combination of veins/arteries[14] in the neck and the other is decapitation. Decapitation is not currently widely used in the EU, although some equipment manufacturers believe the method may become more prevalent in the future.

Following bleeding the birds enter a scalding tank prior to defeathering, are then eviscerated and chilled prior to further processing/packaging and labelling.

Electrical stunning methods are relatively quick to take effect (around 10 seconds on average, see section 3.2) and do not require very much space within the processing line. Birds dead on arrival are easily identified and discarded. The main disadvantage is that birds are shackled live. This results in a dusty and noisy atmosphere and the task must be carried out in low-light to keep the birds as calm as possible. This procedure is stressful for both workers and birds.

There are a few uncommon techniques used to stun poultry, but these are not considered by key stakeholders in the industry to be commercially significant[15]. Typically these techniques are used either to cull on-farm or as back-up methods in the event of ineffective stun in slaughterhouses.

---

[12] European Food Safety Authority (2004) Welfare Aspects of Animal Stunning and Killing Methods. Scientific Report of the Scientific Panel for Animal Health and Welfare on a request from the Commission related to welfare aspects of animal stunning and killing methods. (Question N° EFSA-Q-2003-093). Accepted on the 15th of June 2004.

[13] Developments in electrical stunning systems in the US have resulted in a low voltage pulsed DC current followed by a constant low voltage AC current being used. It is claimed that this approach does not impact on meat quality and is used in some plants supplying McDonald's in both the US and the UK (McDonald's (2005) McDonald's Animal Welfare Feasibility Study Controlled Atmosphere Stunning for Broilers. Report prepared for McDonald's management by McDonald's animal welfare team. June, 2005.

[14] Either two carotid arteries, one carotid artery and one external jugular vein or one jugular vein.

[15] In most cases these techniques are time consuming and, as a consequence, throughput is too small to be commercially viable.

Examples include head-only stunning where the bird is restrained in a cone or shackle; neck dislocation; dry plate stunning where the head is pushed onto an electric grid; captive bolt; and, neck cutting with an electric current running through the blade[16].

3.1.2. Controlled atmosphere stunning

Controlled atmosphere stunning/killing was developed in the UK in the 1980s in response to impaired meat quality following electrical stunning techniques widely used at the time[17].

EFSA (2004)[18] note the following EU use of various controlled atmosphere systems.

Table 3: Use of controlled atmosphere systems in the EU

System	Usage
Anoxic gases only (argon, nitrogen and their mixtures with up to 2% by volume of residual oxygen in the atmosphere):	No data.
Anoxic gases and low concentrations of CO_2 (argon, nitrogen and their mixtures with up to 5% by volume of oxygen and up to 30% by volume CO_2):	Up to 5 plants in the UK and one in Belgium.
Two stage CO_2 (40% CO_2, 30% oxygen and 30% nitrogen followed by 80% CO_2 for two minutes):	6 chicken processing plants in Finland, Belgium, Germany, France, UK and Sweden, 3 turkey plants in Italy, France and Germany.
CO_2 only (30% to 80% CO_2 in air):	4 plants, one for broiler chickens and one for turkeys in Germany and two in Italy.

Carbon dioxide mixes are used for turkeys as they appear to be more susceptible to carbon dioxide than anoxia. Chickens can be processed using any of the gas mixes above.

The basic process for controlled atmosphere stunning involves the birds being transferred to the controlled atmosphere chamber, either loose or still within crates on a conveyor belt. The time required to achieve effective stun depends on the gas mixture and size of the birds, but is in the order of 15 to 45 seconds; however, birds are exposed to gas mixtures for longer, typically two to three minutes, to ensure they do not recover consciousness after returning to atmospheric air for shackling and bleeding to be performed. Prolonged exposure time requires a long enough controlled atmosphere chamber (or a slow enough line speed) to facilitate this where a conveyor system is used (a pit system[19] takes up less space). More processing space is therefore sometimes required compared to electrical stunning systems in order to achieve the same throughput.

---

[16] For further details of these techniques see European Food Safety Authority (2004) Welfare Aspects of Animal Stunning and Killing Methods. Scientific Report of the Scientific Panel for Animal Health and Welfare on a request from the Commission related to welfare aspects of animal stunning and killing methods. (Question N° EFSA-Q-2003-093). Accepted on the 15th of June 2004.

[17] Raj, A.B.M. (2006) "*Recent developments in stunning and slaughter of poultry*". In World's Poultry Science Journal, Vol 62, September 2006.

[18] European Food Safety Authority (2004) Welfare Aspects of Animal Stunning and Killing Methods. Scientific Report of the Scientific Panel for Animal Health and Welfare on a request from the Commission related to welfare aspects of animal stunning and killing methods. (Question N° EFSA-Q-2003-093). Accepted on the 15th of June 2004.

[19] A pit system is a one stage CO_2 technique, but, because the gas concentration increases with depth, it approximates a two (or multi-stage) system in that the birds are rendered unconscious at a certain level before going on to be irreversibly stunned.

After exiting the controlled atmosphere chamber, the birds are shackled whilst inanimate before proceeding to the bleeding stage and on to defeathering, chilling, further processing, etc.

Some controlled atmosphere systems require more space for comparable throughputs to electrical stunning systems because of the long exposure times required. It is also harder to identify and remove birds that are dead on arrival. However, shackling the birds whilst inanimate removes the need for workers to operate in noisy, dusty and low-light conditions, although ventilation may still be required to remove gas trapped within the feathers.

3.2. Stunning/killing methods used by survey respondents

Despite the considerable assistance of the Association of Poultry Processors and Poultry Trade in the EU countries (AVEC) and the granting of two extensions to the survey response deadline, only 29 poultry slaughterhouses returned completed questionnaires; while the survey provides useful information it should not be considered representative. Of these, 18 (62%) slaughter chickens, 6 (21%) slaughter turkeys and 5 (17%) mainly slaughter chickens, but also slaughter turkeys. All but 1 operate electrical stunning systems. Table 4 presents the electrical stunning methods used by respondents. The most common main method used for chickens (15 respondents) is reversible water bath stunning with at least 200 Hz. This is also the case with respect to turkeys. In both cases this method is used around twice as often as irreversible water bath stunning at between 50 and 60 Hz.

Table 4: Electrical stunning methods in use

Stunning technique	Chickens		Turkeys	
	Main method	*Emergency back-up*	*Main method*	*Emergency back-up*
Head only stunning	3	0	0	0
Reversible water bath above 200Hz	15	0	7	1
Reversible water bath 120-150Hz	1	0	0	0
Irreversible water bath 50-60Hz	7	0	4	0
Other				
Neck dislocation	0	3	0	0

Source: EU survey of slaughterhouse operators.

Note: there is a total of 22 slaughterhouses processing chickens and 11 processing turkeys. Four slaughterhouses processing chickens have more than one main method, only 3 have a back-up method. No slaughterhouse processing turkeys has more than one main method and only 1 has a back-up method in use.

Some 8 respondents slaughtering chickens reported that they use constant current and 11 use constant voltage; 4 use both constant current and constant voltage and 13 use variable current and voltage. For those slaughtering turkeys, 6 use constant current and 6 use constant voltage with 2 using both and 1 using variable current and voltage.

Respondents were asked to record the frequency, voltage and current used per bird. With respect to chickens, whilst a number of higher frequencies are used, the most common frequency used is 50Hz (5 respondents), which is not considered to be the most effective electrical stunning method in terms of meat quality (see Section 3.1.1). In terms of voltage, 69% of respondents used between 30 and 100 volts. Finally, 79% of respondents use at least 100 mA per bird. Minimum stun time varied from 4 to 24 seconds with an average of 10.8 seconds. The maximum stun to stick interval ranged from 3 to 18 seconds with an average of 8.5 seconds.

The range of frequency used for stunning turkeys also varied, but no discernible pattern is evident. Respondents typically used between 50 and 200 volts with around 150 being most common. Finally, half the respondents who provided information about current use 150 mA with all but one of the remainder using higher currents. The minimum stun application time varied from 4 to 27 seconds with an average of 14.5 seconds. Maximum stun to stick time ranged from 2 to 30 seconds with an average of 10.7 seconds.

Respondents were asked whether their electrical stunning system is equipped with a signal indicating a number of individual problems or values of operating parameters. The results in Table 5 show that typically equipment will alert operators if there is an interruption in stunning and will notify voltage and current. None of the respondents reported that their equipment alerts them to insufficient duration of application and the majority would not be made aware of an excessive increase in the electrical resistance in the circuit. Five respondents noted that frequency is monitored and one respondent commented that it is not necessary to have automated alerts when malfunctions occur because these would be detected instantly by employees stationed at the bleeding point of the line.

Table 5: System equipped with a signal indicating problems or values of operating parameters

	Yes	No	Don't know
Interruption of stunning	16	10	0
Insufficient duration of application	0	22	0
Excessive increase in the electrical resistance in the circuit	5	15	2
Voltage	24	2	0
Current	24	1	0
Other	8	0	1

Source: EU survey of slaughterhouse operators.

Signals provided are visual in all 27 cases, but 6 respondents noted that there is also an audio warning. Respondents were asked whether electrical parameters are recorded during the stun. Just over half (54%) indicated that they were recorded (typically current, voltage and frequency), but not for each bird. Whilst 7% note that all electrical parameters are recorded for all birds, 39% do not record parameters at all. Where parameters are recorded this is done either manually or automatically by the stunning equipment. Few respondents supplied the sampling procedure used where parameters are not systematically recorded, but where this information was provided it ranged from 1% to 10% of throughput with some slaughterhouses performing hourly or monthly checks. Some 70% of respondents use an electrical stunning calibrator which is calibrated daily by 37% of these respondents and yearly by 32%. A further 32% calibrate either weekly, monthly or quarterly.

When asked which measures have been introduced with regard to occupational safety, respondents offered the following:

- fencing the stunning equipment (4 respondents);
- installation of emergency stop procedures (1 respondent); and,
- electrical danger warning signs (1 respondent).

Only two respondents indicated that any environmental measures had been taken and in both cases the measure related to the efficient use of water in the water bath.

Table 6 shows bleeding methods in use by respondents. The most popular method for bleeding chickens amongst respondents is to cut 1 carotid artery and 1 external jugular vein, although cutting 2 carotid arteries is also frequently used. Cutting 2 carotid arteries is by far the most common method for turkeys.

Table 6: Bleeding methods in use

Bleeding methods	Chickens		Turkeys	
	Main method	*Emergency back-up*	*Main method*	*Emergency back-up*
1 carotid artery cut and 1 external jugular vein cut	12	0	1	0
2 carotid arteries cut	7	1	9	0
1 jugular vein cut	2	0	1	0
Manual knife	0	1	0	0
Decapitation	1	0	0	0

Source: EU survey of slaughterhouse operators.

Note: there is a total of 21 slaughterhouses processing chickens and 10 processing turkeys (one respondent did not answer this element of the question). One slaughterhouse processing chickens has more than one main method of bleeding, only 2 have a back-up method. One slaughterhouse processing turkeys has more than one main method and none has a back-up method in use.

The slaughterhouse using controlled atmosphere stunning stuns chickens to kill using a two stage CO_2 process involving 40% CO_2, 30% O_2 and 30% air in the first stage followed by 80% CO_2 mixed with air in the second stage (gas mixes are continually monitored). Bleeding takes place through either cutting 1 carotid artery and 1 external jugular vein, 2 carotid arteries or 1 jugular vein. No further information was provided on the use of this method by this respondent.

All respondents noted that the stunning method is fully automated. Whilst 19 slaughterhouses mainly processing chicken have a fully automated bleeding system, 3 do not. The automated systems have one or two rotating blades, which determine the position of the cut and number of blood vessels cut. None of the slaughterhouses processing only turkey have fully automated bleeding systems. This is probably due to the wide variation in the age, size and weight of turkeys slaughtered for human consumption.

Ritual slaughter comprises a small, but important, market segment in many Member States. Key stakeholders have different perceptions of the extent to which ritual slaughter involves prior stunning with one researcher into slaughter techniques suggesting that prior stunning is less widely applied in some Member States than in others.

An interview with an official from the UK Competent Authority suggested that in the UK, the vast majority of ritually slaughtered poultry are pre-stunned. A UK industry body estimated that just over 1% of poultry in the UK are killed without prior stunning and noted that this market is only growing slowly. At least one company in the UK sells poultry meat under a non-stunned logo, although major food companies using or selling ritually slaughtered meat insist on pre-stunning. An interviewee from a UK slaughterhouse noted that there is no price premium available for ritually slaughtered meat and no significant cost implication. Official UK policy is to permit and respect ritual slaughter, although its practice is very carefully monitored and an Official Veterinarian is always present.

Interviews with the Competent Authority in France reported that around two thirds of poultry are ritually slaughtered (with or without prior stunning), although the market for ritually slaughtered

poultry only accounts for around 8%-9% of the total with the balance sold through normal channels according to a French industry body. An animal welfare organisation pointed out that the ritual slaughter of poultry in France often takes place without prior stunning and that demand is increasing, a point corroborated by Raj (2007)[20]. Ritually slaughtered French poultry meat without prior stunning is also exported to Germany, Austria and Scandinavian countries (slaughter without prior stunning is not permitted for animal welfare reasons in Sweden and in some Austrian Länder).

Just under half of the slaughterhouses responding to the questionnaire carry out ritual slaughter (48%). Of these, the vast majority provide a pre-stun. From the answers provided to the survey it is unclear if the three respondents who reported that no pre-stunning is used (at least for a proportion of birds) interpreted the question correctly.

Respondents were asked whether they were planning to change their slaughter technique in the next five years. Only 5 respondents indicated that they are considering this[21]. Of these, 3 are considering switching to CO_2 controlled atmosphere stunning systems and 1 is considering a CO_2 or argon gas mix. The final respondent considering a change is considering an electrical system where the current and voltage can be adjusted. The reasons given for considering a switch to controlled atmosphere stunning include meat quality, animal welfare considerations, worker safety issues and consumer demand. Two respondents expect such a change to result in a very significant increase in costs, one expects a fairly significant increase and the other expects costs to remain approximately the same. However, it is assumed that these respondents expect an increase in revenue to at least offset the expected cost increase. The increased revenue is most likely to result from a substantial improvement in carcass and meat quality and increased yield from gas stunned poultry (see section 4.4.1.3). The respondent suggesting a change to a more flexible electrical system cited improvements in meat quality and animal welfare as the driving factors and expects costs to decrease fairly significantly.

Respondents were asked why they would not be changing their stunning method and were allowed to provide multiple answers. The fact that the current method is judged satisfactory was cited by 15 respondents (83% of those answering this question). A third of respondents suggested that a change would entail excessive production costs. Eleven percent said that they were not financially capable of investing in a new method and 17% cited other reasons including a lack of space in the existing plant; the need for reversible stunning for ritual slaughter; and, a lack of clarity on the relative animal welfare characteristics compared to electrical stunning systems.

[20] Personal communication.

[21] Those answering “don’t know” are assumed to not be making any plans.

4. Socio-economic analysis of slaughter practices

4.1. Design of restraining and stunning/killing equipment [Task 2.2]

This section considers the extent to which animal welfare considerations are taken into account in the design of stunning/killing equipment. Economic, social and environmental impacts are considered.

4.1.1. Current practice

Equipment manufacturers take a number of factors into account when designing stunning systems, although as commercial companies, profit is the main driving force. This means that issues such as reliability, durability, workforce safety, cleaning requirements, the weight range that can be processed, processing speed and efficiency are very important. However, because profit is ultimately driven by the ability to make sales, manufacturers have to take into account other attributes demanded by the market (for example, animal welfare requirements[22], energy efficiency, efficiency of water use) and existing legislation. It is important to note that a link between increased stress and reduced meat quality is recognised throughout the industry and ways of reducing stress are therefore important in the design process. Government funds are often available for research into novel slaughter designs and equipment manufacturers often work closely with the research sector. Beyond this, a survey of Member State Competent Authorities made clear that slaughterhouses and their equipment/operating procedures need to be approved before operation. Usually the need to kill the animal as quickly as possible and without causing avoidable pain and suffering is a stated aim and this objective therefore feeds back into the design of equipment in order to ensure that it will be approved for use.

The results from the survey demonstrate the importance of animal welfare in the responding slaughterhouses and that a number of different (overlapping) codes are followed which reflect both legislative requirements and consumer demands (as reflected by retailers). Retailer demands are (by definition) higher than the base legislation and are more important to slaughterhouses because failure to follow these demands would mean that the lucrative retail market would not be available. That said, retailer demands tend to be based on individual indicators[23] (perhaps for simplicity) and the balance between these indicators is not always considered appropriate by animal welfare organisations. Retailer codes also have to ensure that cost-effective production is still possible, so there is a clear compromise between animal welfare and economics. These codes/demands are fed back into equipment design, not least because poor animal welfare results in lower quality meat and consequentially reduced revenues. This does not, however, mean that animal welfare standards are necessarily as high as animal welfare organisations would like, or think appropriate.

A European animal welfare organisation pointed out that it is not just the design of equipment that is important in this context, but also the cultural attitude to animal welfare. Equipment may be designed to result in high animal welfare, for example, breast plates on shackles to increase comfort, but unless employees take care to ensure animal welfare, these benefits may not be apparent. In this context the survey results make clear that training for animal welfare is widespread which indicates that the correct cultural attitude is in place, at least in those plants responding. It should, however, be noted

[22] This does not mean that equipment manufacturers would otherwise be indifferent to animal welfare issues.

[23] For example, time shackled prior to stun, time between stunning and bleeding, etc. rather than outcomes such as minimising discomfort and distress.

that slaughterhouses with a poor cultural attitude to animal welfare are unlikely to make this clear in their response; the survey results therefore probably present a more favourable picture than reality.

Respondents were asked to indicate which technologies have been actively implemented in their plants, primarily for the sake of animal welfare, in the last ten years (see Figure 3). Most (24 from 28, 86%) had implemented blue or low level lighting. However, an animal welfare organisation indicated that in their experience these forms of lighting are not common. The majority of those using electrical stunning (23 from 27, 85%) had introduced dipping shackle lines. Three quarters of respondents had ensured appropriate ventilation in the lairage (in agreement with the perception of animal welfare organisations). The least implemented technology is the use of salt to increase conductivity (5 from 27, 19%). This may be either because this technique has been in use for a long time or because its effectiveness is questioned[24]. In the UK, water is sometimes sprinkled on empty shackles, just prior to live bird shackling, in order to improve electrical conductivity/reduce resistance, although the prevalence of this practice is unknown.

Figure 3: Technologies implemented by respondents

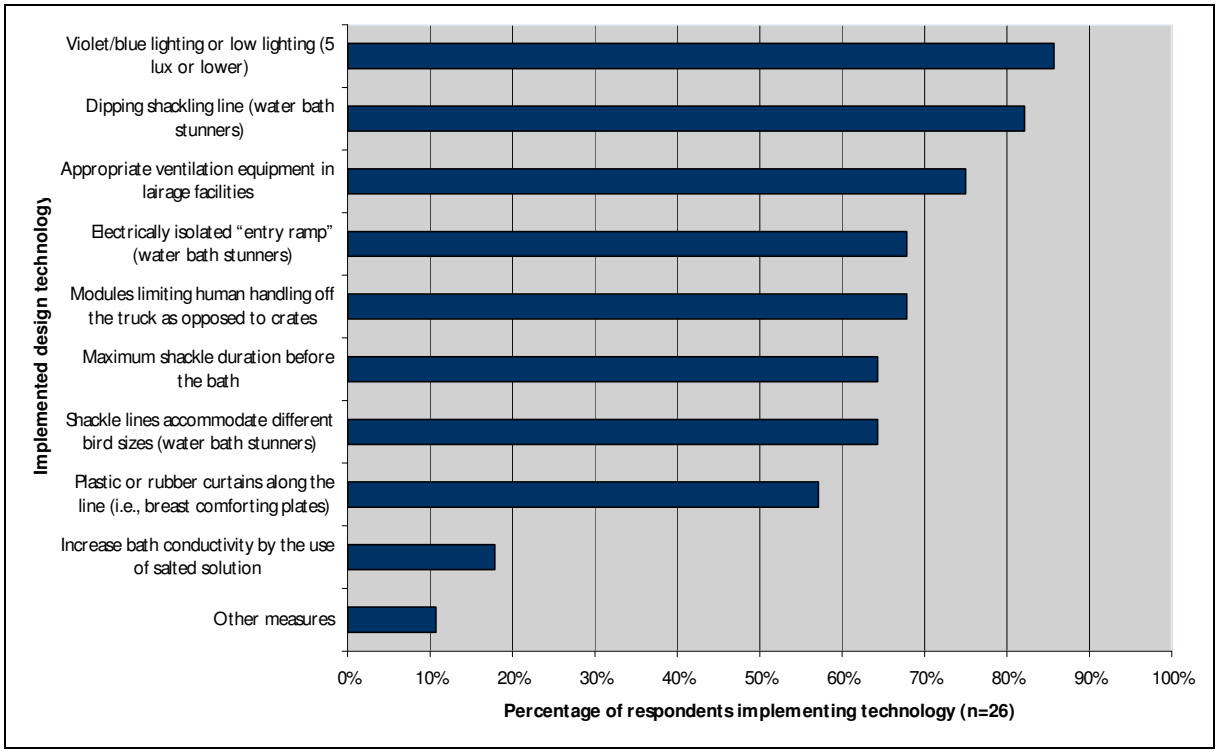

Source: EU survey of slaughterhouse operators.

[24] A UK industry organisation pointed out that the water in a water bath is constantly replaced which makes it difficult to maintain a saline solution, although other sources state that the addition of salt can increase conductivity and indeed recommend it European Food Safety Authority (2004) Welfare Aspects of Animal Stunning and Killing Methods. Scientific Report of the Scientific Panel for Animal Health and Welfare on a request from the Commission related to welfare aspects of animal stunning and killing methods. (Question N° EFSA-Q-2003-093). Accepted on the 15th of June 2004.

When asked which of the technologies above had been most beneficial in animal welfare terms, 10 from 26 respondents (38%) highlighted systems to minimise human handling of live birds[25]. A French animal welfare organisation also commented that this measure is the most beneficial in terms of animal welfare[26]. It should be pointed out, however, that some module systems require birds to be tipped out onto a conveyor and this raises a different animal welfare issue. A further 6 respondents (23%) cited appropriate ventilation in the lairage. Two respondents in each case mentioned plastic or rubber breast comforting plates, dipping shackling line and maximum shackle duration (also mentioned as being very beneficial in animal welfare terms by a French animal welfare organisation). One respondent in each case mentioned low level lighting, isolated entry ramps and salted solution to increase conductivity. Shackle lines to accommodate different bird sizes were not mentioned by any respondents. One animal welfare organisation noted that from their point of view it is not possible to choose between measures in terms of importance of impact on animal welfare.

4.1.2. Economic assessment

The economic impact of animal welfare technologies is difficult to assess. On the one hand the cost of implementing such measures might be expected to be known, although in practice this will be dependent on the individual circumstances of slaughterhouses. On the other hand, the economic benefits realised through improved meat quality are harder to quantify (by equipment manufacturers, operators and other key stakeholders), although it is recognised by all actors that they do exist. Given these problems, it was only possible to make a relatively qualitative assessment of economic impact through the survey of operators. The impact of the two most beneficial technologies (reduced live bird handling and ensuring appropriate lairage ventilation) were assessed in terms of impact on meat quality and the competitiveness of the operation. The reduction of live bird handling resulted in a positive impact in both areas in the majority of cases (four respondent noting a very significant positive impact, four a fairly significant positive impact) with no negative impacts recorded (two respondents in both case reported no impact). Positive impacts are likely to arise from a reduction in stress on the birds and reduced labour costs. This finding is consistent with the view of equipment manufacturers and other key stakeholders who emphasised the link between human handling, stress on the birds and the cost of labour. In terms of ventilation in the lairage, two thirds of respondents reported a fairly significant positive impact and one a very significant positive impact on meat quality and the competitiveness of the operation with one respondent reporting no impact in terms of meat quality and one noting a very significant negative impact in terms of the competitiveness of the operation.

Clearly it is possible for there to be a conflict between animal welfare and economics in that measures introduced to improve the former tend to have a cost associated with them. However, it is also important to consider the potentially positive impacts on revenue that animal welfare measures can provide. This impact ranges from tangible benefits such as a reduction in live handling which can have an impact in terms of reducing employment costs, to less tangible benefits such as improved meat quality from birds that are less exposed to stress in the slaughterhouse (arising, for example, from the use of appropriate ventilation in the lairage, low level lighting in the shackling area or breast plates on the shackle). The economic benefit of welfare improvement measures depends upon the marketing chain. For example, the whole carcass market would demand no visible damage or bruises. In contrast,

[25] Some respondents listed more than one technology. In these cases the technology listed first was taken as the most beneficial. One respondent noted that it was not possible to isolate one technology as all are part of an integrated processing chain.

[26] A UK animal welfare organisation noted that this measure is often introduced as a result of human safety rather than animal welfare concerns.

the fresh portions market would demand no internal bruises. Traditionally, a slight improvement in the value of breast meat, which is the most expensive portion of a carcass, is more valuable than a significant improvement in the quality of, for example, wings. However, increases in the popularity of other products, for example processed wings may change the traditional economic analysis.

The industry agrees that, at least in general terms, equipment design to ensure good animal welfare has positive economic impacts. However, the extent to which these offset costs is not always clear because of the difficulty of quantifying benefits. Slaughterhouses will adopt animal welfare friendly designs which go beyond legislative requirements in order to gain advantage from the economic benefits whether these are simply better revenues or in order to conform with customer requirements which ensures access to certain markets. Customer requirements are driven by product quality and, in some parts of the EU at least, demand for high animal welfare standards.

4.1.2.1. Budgetary consequences for public authorities

No significant budgetary consequences for public authorities are expected other than in relation to official veterinary control. Additional budgetary impact might, however, be expected with an increasing role for public authorities in terms of:

- the approval of equipment for slaughterhouses, although this could be recovered through fees;
- the provision of information on animal welfare best practice through, for example, the exchange of information on available technologies; and,
- support to related research programmes (many Member States already support research programmes relating to animal welfare).

4.1.3. Social and environmental assessment

Some animal welfare measures clearly also carry benefits for employees. For example, measures taken to calm bird such as low-level lighting will also result in a safer and more pleasant working environment. Reducing the need to deal with live birds through a modular system could also be expected to bring benefits to employees. Indeed, it was noted by an animal welfare organisation that health and safety concerns are often the drivers of measures which incidentally lead to improvements in animal welfare.

Section 4.1.1 considered the impact of certain technologies on animal welfare according to survey respondents. The impact of the two most beneficial technologies (reduced live bird handling and ensuring appropriate lairage ventilation) were assessed in terms of occupational safety and the environment. Fairly positive impacts arising from reduced live bird handling were noted by six of the respondents with respect to occupational safety and the environment (possibly interpreted as the operating environment). However, three respondents reported very significant positive impacts on occupational safety compared to only one on the environment. In contrast, three respondents reported no impact on the environment compared to only one on occupational safety. This finding is consistent with the view expressed above that occupational safety is often the driver of modifications to the processing line. With regard to lairage ventilation, only one respondent recorded a fairly positive impact in terms of occupational safety with the other five claiming no impact in this regard. Three respondents noted a fairly significant positive impact on the environment (again, possibly interpreted as operating environment) with three noting no impact.

A potential environmental impact with respect to controlled atmosphere stunning systems relates to the discharge of gas. Some controlled atmosphere stunning systems for pigs are known to recycle CO_2,

before it is ultimately discharged into the atmosphere, although it is not thought that any poultry systems currently recycle gas. One equipment manufacturer explained that CO_2 is extracted through a chimney and is discharged at least 4 metres above ground level which ensures that the gas has diffused by the time it reaches ground level. In terms of emissions of greenhouse gases, approximately 1 gram of CO_2 is necessary per kilo liveweight which is not significant. Water requirements are approximately similar between electrical and controlled atmosphere stunning systems with the later requiring more water for cleaning.

4.1.3.1. Consequences for the protection of particular social groups

There are no foreseen consequences for the protection of particular social groups.

4.1.3.2. Regional impact

There is no evidence to suggest that there is any differential regional impact.

4.2. Competence of slaughterhouse operators [Task 2.1]

This section discusses the extent to which slaughterhouse employees are trained with respect to animal welfare and sets out the economic, social and environmental impacts arising from this.

4.2.1. Current practices to ensure that slaughterhouse employees dealing with live animals are competent regarding animal welfare

An interview with the Competent Authority in the UK revealed that those wishing to work in a slaughterhouse must undergo a training process (except those working in the lairage). This involves the issuing of a provisional certificate whilst the slaughterman undertakes around a year of training. This period is followed by an assessment which, if satisfactory, is followed by the issuing of a certificate of competence[27]. At this point the slaughterman can apply for a full license which is required in order to be employed.

In addition to the above, an interview with a Director of a major UK slaughterhouse informed that employees all receive task-specific training covering animal welfare, health and safety. Refresher courses as well as induction courses are provided. A Poultry Welfare Officer, qualified on a course run by Bristol University[28], is present in the plant in addition to the Official Veterinarians. Technical and production managers are all trained in animal welfare, as is a member of staff in live bird reception. A representative from an industry organisation noted that some 85% of chickens in the UK are reared to Assured Food Standards (which are independently audited) and part of this standard requires additional animal welfare training for operators and the presence of a Poultry Welfare Officer.

The situation in France appears to be different. An interview with the Competent Authority revealed that there is no legal obligation for slaughterhouses to train their workers to ensure animal welfare during the slaughter process (and an animal welfare organisation noted that slaughterhouse operators are indeed not trained). However, their activities should be in accordance with animal welfare standards. The point was made that the trend in France is to take greater account of animal welfare considerations, but that there is a need to organise some training in this area (confirmed by the industry body). A good practice guide has been developed and is currently undergoing testing. Additionally, there are plans to carry out training for slaughtermen carrying out ritual slaughter. An industry body commented that slaughterhouse operators are not very concerned about animal welfare due to the additional costs that this implies.

A depth interview was undertaken with a slaughterhouse in Poland and in this case the provision of animal welfare training is a requirement of participation in the Assured Chicken Production (ACP) Scheme[29]. The training is provided by a major UK retailer who draws supplies from this slaughterhouse and reduces the price paid for poultry meat accordingly. Employees do not have to

[27] Unique to the species and slaughter method.

[28] The Competent Authority indicated that whilst attendance at animal welfare training courses is voluntary, it is considered to be good practice.

[29] Assured Chicken Production (ACP) is an industry-wide UK initiative (but open to businesses beyond the UK) that addresses a range of issues concerning the production of chicken. It is independently assessed and covers the whole chain from breeders to slaughter.

formally pass a test, but those not considered competent to deal with live animals are moved to other areas of the plant. Assessments of employee performance are made monthly.

An organisation providing training for slaughterhouse operatives in Germany explained that slaughterhouse employees typically undergo both a theoretical and a practical assessment. However, it is possible to work in a slaughterhouse without certification; there is no Federal overview of slaughterhouse operation with responsibility lying with the Bundeslands. Training is considered to be both time consuming and expensive with a three hour training session[30] and a one-hour exam costing €200. This cost is exacerbated by a relatively high staff turnover rate in slaughterhouses.

A survey of Member State Competent Authorities revealed that the situation differs between those Member States requiring formal training and the issuing of licences or certificates of competence to those where training is less regulated and relies more on slaughterhouses themselves to ensure that their staff are competent to deal with live animals. Although it is not possible to conclude from the results of the survey whether better results are observed from more formalised methods of training, it is likely that this is the case on average because there will be less variability in terms of the standards achieved.

The survey of slaughterhouse operators contained a series of questions concerning staff training and operational procedures. The vast majority of slaughterhouses responding noted that their employees handling live birds are trained in animal welfare procedures (96%, 26 of 27 responding to this question). One slaughterhouse where employees do not receive training operates a controlled atmosphere stunning system and no live bird handling takes place. This suggests that where live bird handling is involved, animal welfare training is generally provided by survey respondents. However, this does not mean that this is necessarily the case for all slaughterhouses, and an animal welfare organisation explained that training standards do differ across the EU.

In those cases where animal welfare training is provided for workers, training relating to unloading birds into the lairage occurs in 81% of slaughterhouses (21 from 26[31]). Training in handling birds between the lairage and the stunning facilities is provided in a just under two thirds of cases (65%). Some 81% of slaughterhouses indicated that training is provided for employees engaged in shackling and stunning and 72% provide training for employees at the bleeding point of the process.

The amount of time spent on training by respondents varied from half an hour to 16 hours. Mean and median training time provided per employee in the last 12 months is provided per processing stage in the Table below[32]. This shows that, on average, most time is spent on training in relation to tasks on the bleeding line. There is little difference in the amount of time spent training in relation to other activities. The median figures demonstrate that the mean is biased upwards by some respondents and that typically the time spent training employees is around 2 hours at any point in the process. The Humane Slaughter Association commented that the training they provide on request can last for between 2 hours and 2 days depending on the slaughterhouse requirements.

[30] With additional time necessary for study.

[31] One respondent who indicated that training is provided did not answer this question.

[32] Only those respondents provided answers are included.

Table 7: Time spent training per employee in last 12 months (hours)

	Mean	Median
Unloading	3.8	1.5
Handling between lairage and stunning	3.7	2.0
Shackling to stunning	3.8	2.0
Bleeding	5.3	2.0

Source: EU survey of slaughterhouse operators.

Twenty-five of the twenty-six respondents who noted that employees received animal welfare training went on to answer questions on the nature of this training. All explained that animal welfare training is carried out internally, although 9 slaughterhouses (36%) also implement external training. In 13 cases (52%) the training results in a certification or diploma with almost half of slaughterhouses awarding certificates (6) following internal training only.

Over half (60%) of slaughterhouses responding felt that training is provided on a voluntary basis, with some 48% stating that training was a legal requirement (it was possible to state that there is both mandatory and voluntary training). The implication from the two respondents who noted that training was both a legal requirement and was carried out voluntarily is that voluntary training goes beyond the legal requirements and this was in fact noted in one of the cases. In all cases where training is a legal requirement it is approved by the Competent Authority.

One respondent did not answer the closed questions on animal welfare training, but did explain that employees transporting live birds must pass examinations in animal welfare which result in the issuing of a license to ensure correct loading and unloading procedures. This respondent also noted that training in worker safety covers some aspects of animal welfare and that since this procedure has been in place, the proportion of second quality meat arising from damage in the slaughterhouse has decreased.

It is clear from the survey results that training is in place for employees dealing with live birds. Although the nature of the training varies, it is considered that at least a base level of training is provided and that in some cases training goes beyond this.

Figure 4 below shows the perceived impact of the training measures offered by slaughterhouses. Although respondents were given the opportunity to identify negative impacts, no very significantly negative impacts and few fairly significant negative impacts were recorded. These were in relation to production costs where 5 respondents noted a fairly significant negative impact and in the related area of competitiveness of the operation (2 respondents). However, even in these two areas, the majority of respondents recorded positive impacts. The impact of training on animal welfare and meat quality were generally perceived to be most positive. Least impact, either positive or negative, was recorded in relation to the environment. One respondent noted that the reduction in second quality meat resulting from training had reduced the cost of waste.

Figure 4: Impact of training provided

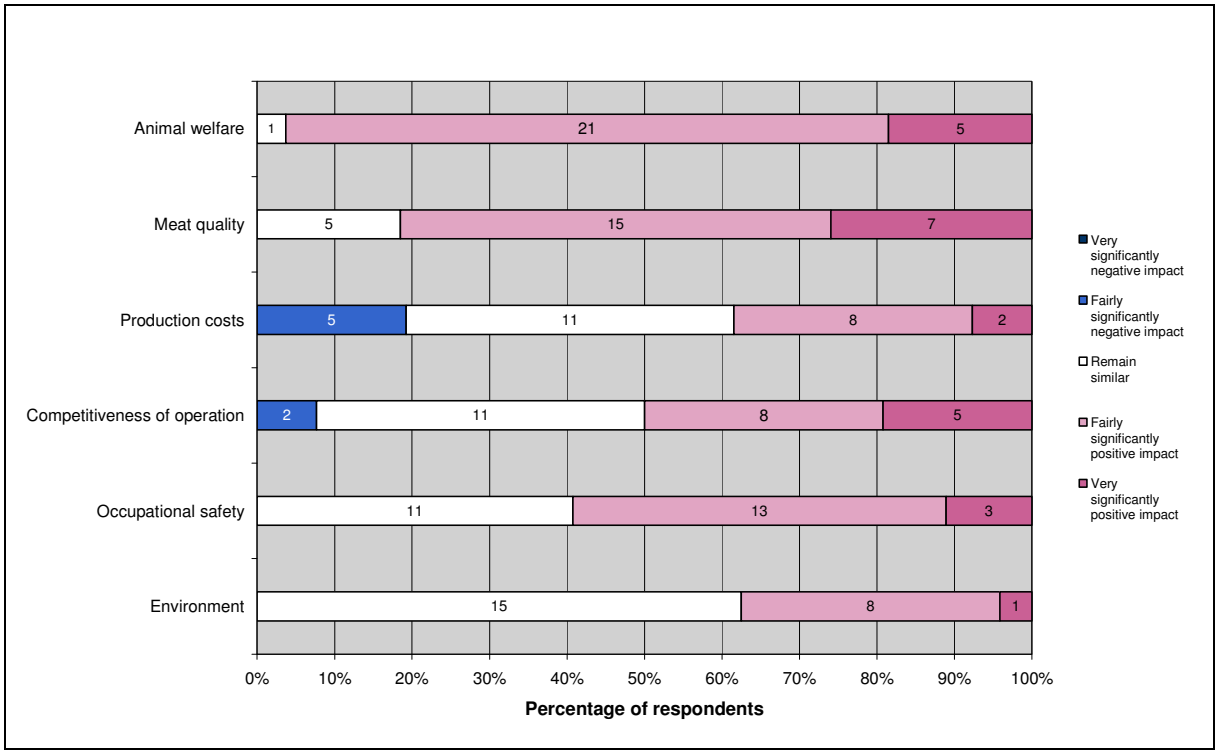

Source: EU survey of slaughterhouse operators.

4.2.2. Economic assessment

As was noted in section 4.1.2, the economic impact of animal welfare technologies is difficult to assess and it was only possible to make a relatively qualitative assessment through the survey of operators. As mentioned in section 4.1, the link between reduced stress and improved meat quality is recognised by the industry and animal welfare organisations. This means that measures taken to improve animal welfare will have a positive economic impact, although they will, in many cases also have a cost. In some cases, this cost is unavoidable, for example, where training in animal welfare or the requirement to have an Official Veterinarians present are mandatory. In other cases, for example, additional voluntary staff training, it can be assumed that slaughterhouses feel the benefits to their business are at least balanced by the additional cost. Figure 4 noted the generally positive impacts of staff training in terms of animal welfare (which is likely to impact positively on meat quality), meat quality directly and even production costs and the competitiveness of the operation.

It was pointed out in an interview with an industry organisation in the UK that poor animal welfare would not result in significant production cost savings. This organisation considers that up to date technology, with a more favourable animal welfare profile, will result in better meat quality. The point was made that once collected from farm, good animal welfare practices result in good economic performance, for example, birds Dead On Arrival represent a real disposal cost, not just a reduction in revenue. An animal welfare organisation agreed that the cost of better animal welfare training should be compensated for by higher revenue resulting from better meat quality.

4.2.2.1. Budgetary consequences for public authorities

No significant budgetary consequences are expected beyond the costs for official veterinary control. Should public authorities take an increasing role in training and certification of employees within slaughterhouses then additional budgetary resources could be required, but these could be recouped through fees.

4.2.3. Social and environmental assessment

Slaughterhouses are reasonably dangerous places in that injury can in theory be caused by either equipment or birds. Appropriate training mitigates against these risks and increases worker safety. Figure 4 presented the impact of training on occupational safety and 59% of respondents recorded a positive impact with the balance reporting no impact. No respondent suggested a negative impact.

Little impact on the environment is expected to follow from training with respect to animal welfare, although Figure 4 did show that 38% of respondent believe that there is a positive impact. It may be the case that environment has been interpreted as operating environment. However, one respondent did note that the reduction in second quality meat had resulted in reduced waste.

4.2.3.1. Regional impact

There is no evidence to suggest that there is any differential regional impact.

4.3. Animal welfare operational procedures [Task 2.3]

There is no requirement in Directive 93/119/EC for slaughterhouses to apply particular methods to verify that animal welfare standards are correctly implemented. However, many apply methods on a voluntary basis. This section assesses the points of reference for good animal welfare practices that are used; how these are monitored; the measures taken to ensure good animal welfare; and, the impacts that these have in economic, social and environmental terms.

4.3.1. Current practices

4.3.1.1. Reference points for good animal welfare

All but two respondents have more than one point of reference for good animal welfare practices, although it should be noted that there is considerable overlap between different reference points, particularly European and national legislation/codes. Figure 5 reveals that all respondents follow national legislation and, the majority (73%), as might be expected, follow the requirements of clients (the implication is that client requirements are at least as stringent as national legislation, although in many Member States retailer demands often exceed national requirements[33]). Where slaughterhouses are producing to client codes of conduct they are typically audited at random at least once a year. A German animal welfare organisation explained that large retailers are very good at ensuring animal welfare standards are improved and adhered to. However, the retailers contract with the larger slaughterhouses and, in Germany at least, there is a general disparity in standards between these larger plants and smaller-scale operations in terms of animal welfare with standards in the former typically being higher[34]. Some 69% of respondents also have their own code of good practice (which is likely to reflect national legislation and client requirements to a very high degree).

Compliance is ensured in the first instance through the monitoring of equipment and systems which are designed to alert operators to operational problems. Detailed interviews in the UK made clear that the Official Veterinarians would be very well aware of any systematic failures in plants and would ensure that these were addressed. The Competent Authority pointed out that daily checks are made by the Meat Hygiene Service through the Official Veterinarians and Animal Welfare Officers present in plants. In contrast, the Competent Authority in France indicated that there is no homogeneous way to monitor operational procedures in France. An industry body, however, reported that operational procedures are monitored by the veterinary services, although a French animal welfare organisation expressed the concern that the vets are not always fully aware of good practice with respect to animal welfare.

[33] This is certainly the case in the UK where the Competent Authorities noted that retailers require higher standards than the legislative base. An official from an industry body reported that 85% of chickens in the UK are reared to Assured Food Standards which go beyond legislative requirements. It is also the case for the Polish slaughterhouse that provided a depth interview.

[34] Of course, individual slaughterhouses may have high or low standards irrespective of their size.

Figure 5: Proportion of respondents following types of good practice codes for animal welfare

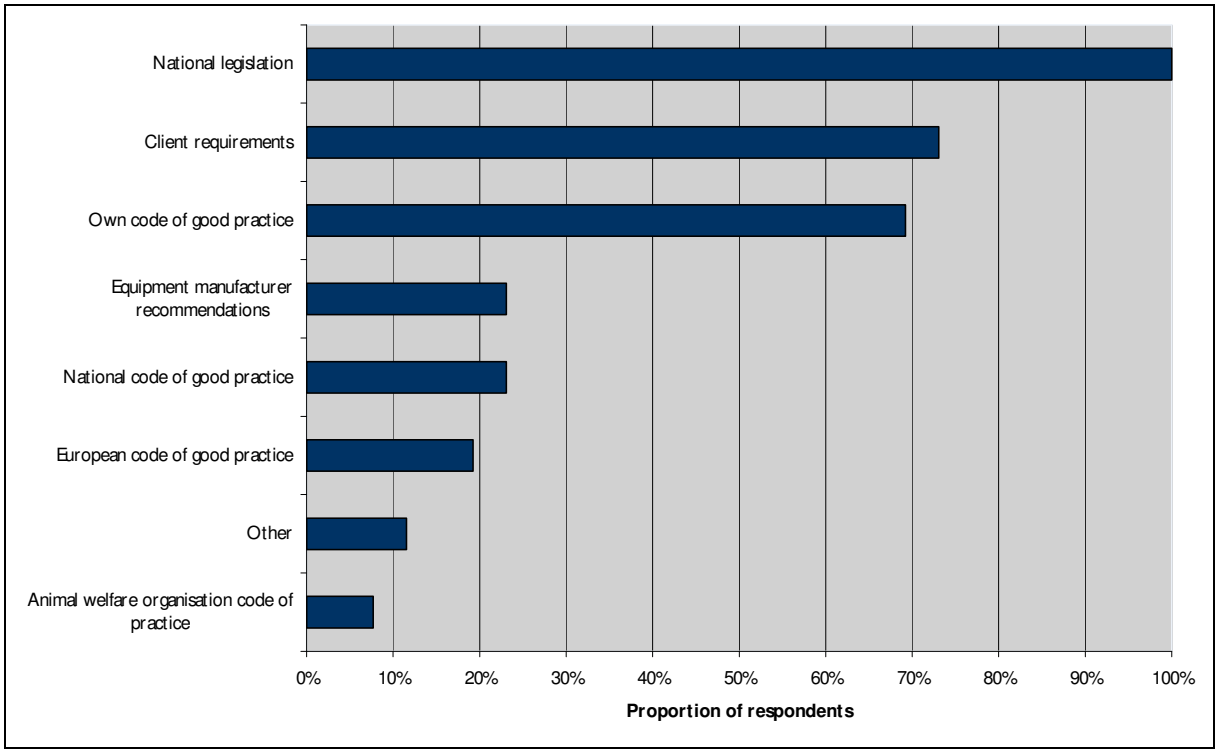

Source: EU survey of slaughterhouse operators.

A number of outside parties perform specific animal welfare audits. All but one of the 29 slaughterhouses responding to the survey undergo audits by the veterinary authorities[35]. The frequency of these audits varies from daily (in the vast majority of cases) to weekly in one case. One respondent claims to be audited twice daily and one twice weekly. Just over three quarters of respondents (76%) are inspected by clients at a frequency of between 1 and 20 times per year (in most cases the inspection rate is towards the low end of this range). Fourteen respondents (48%) noted that they are independently audited (at a frequency of between once a month and once a year) and two respondents reported audits by animal welfare organisations once or twice a year.

It appears on the basis of this evidence that good animal welfare practices are demanded by clients (especially the major UK retailers, according to an animal welfare organisation) as well as through legislation. Although there is a range of practices, it is likely that these are fairly similar and are ultimately based on similar codes operated in several Member States, although some may go beyond this.

[35] It is assumed that the slaughterhouse indicating that it does not undergo an audit made an error in completing the questionnaire.

4.3.1.2. Implementation of animal welfare friendly measures

Figure 6 presents the proportion of respondents who have implemented certain animal welfare procedures in their plants[36]. All respondents have an employee to check the bleeding line. Some 79% of respondents (22 from 28 answering this question) keep a maintenance log of the stunning equipment and three quarters have a nominated animal welfare officer. Interviews in the UK and Germany suggested that this is common practice in these countries, at least for larger slaughterhouses (an animal welfare organisation noted that all slaughterhouses have to be licensed and that there should be at least a base of good animal welfare practice). Just over two thirds of respondents (68%, 19 from 28) have a quality assurance plan to ensure animal welfare (although this does not necessarily mean it is followed). Just under two thirds of respondents (64%, 18 from 28) ensure that birds are inspected on arrival.

Figure 6: Animal welfare measures implemented by slaughterhouses

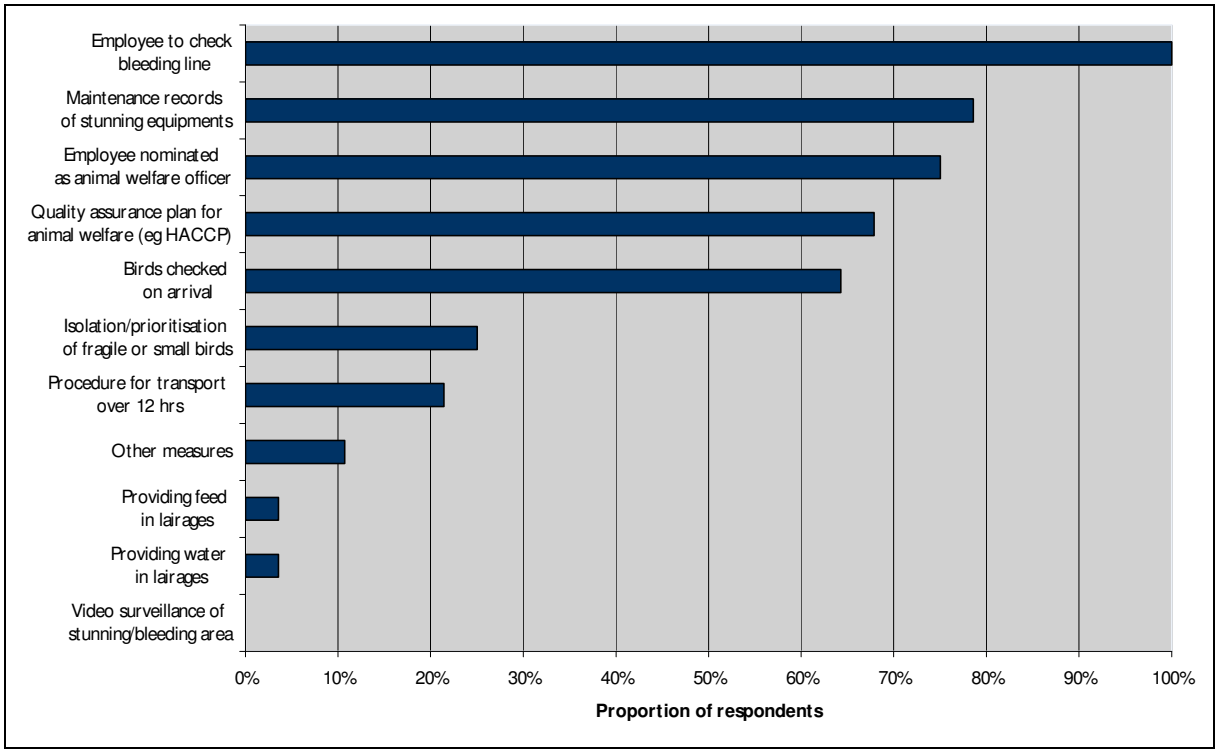

Source: EU survey of slaughterhouse operators.

A number of animal welfare indicators are monitored in slaughterhouses. The frequency with which they are monitored by the survey respondents is set out in Table 8. Although a range is presented, most respondents indicated that most indicators were assessed daily (usually based on five times a week, which can be interpreted as once per day, based on a five day operational week). Many indicators are assessed on a continual basis, in some cases, for example the time between stunning and bleeding, this

[36] Three other measures/procedures not set out in the figure were included as options, but are not implemented by any respondents: providing water in the lairage, providing feed in the lairage and operating video surveillance of the stunning area.

is an automated part of the process. Other indicators of animal welfare mentioned include bird condition/feather coverage, hock burn and bruising.

Table 8: Frequency of monitoring animal welfare indicators

Animal welfare indicators	Number of respondents	Frequency of monitoring
Insensitivity of birds after stunning	24	4 times per week-continuous monitoring
Meat quality (pH, DFD, PSE, blood splashes, bone fractures)	18	4 times per week-continuous monitoring
Waiting time between reception and the beginning of the slaughter process	23	Once per day-each batch
Correct application of stunning apparatus	26	4 times per week-hourly monitoring
Frequency of ineffective stunning (i.e. number of cases in which a second stun is required)	13	2 times per week-continuous monitoring
Skin quality	21	4 times per week-continuous monitoring
Atmospheric parameters at lairage (temperature, humidity, air flow, noise level, light intensity, water consumption, etc.)	18	2 times per week-continuous monitoring
Competence of employees working with live birds in terms of animal welfare	16	Once per year-continuous monitoring
Time between stunning and bleeding	21	1-60 times per week
Amount of time birds spend in shackles before stunning	18	1-20 time per week/each batch
Other	4	Daily monitoring-200+ times per week

Source: EU survey of slaughterhouse operators (n=29).

All, but one respondent monitors the effectiveness of stun. This is done in a number of ways. In some cases respondents indicated that they use more than one method. Of the 28 respondents answering this question, 86% look for any signs of post-stun recovery, 36% look for signs of recovery post-bleeding and 82% carry out indirect monitoring through technical parameters. The effectiveness of stun is therefore widely monitored, often in more than one way. An animal welfare organisation pointed out that employees on the bleeding line will monitor the effectiveness of stun. Whilst the occasional bird may not be adequately stunned, systematic failure to adequately stun would result in the stopping of the processing line.

The percentage of birds monitored for the effectiveness of stun varies widely according to respondent. Ten respondents (37% of the 27 respondents answering this question) reported that all birds are monitored (in one case this monitoring is performed by workers on the processing line with the Official Veterinarians also assessing 2% of all birds). The respondent operating a controlled atmosphere stunning plant explained that all birds are monitored because birds are shackled manually post-stunning and are therefore checked at this time. One respondent indicated that checks are performed hourly and one daily. Others noted that checks are performed on a percentage of bird ranging from 0.005% to 10%. Some respondents explained that a number of birds per batch (ranging from 1 to 20) are monitored for stun effectiveness. Just over half the respondents (52%) systematically

record the results of their stun monitoring effectiveness, the other 48% do not. Those respondents who record ineffective stuns noted rates from 0% to less than 1%. Animal welfare organisations do not feel that significant numbers of birds are inadequately stunned.

4.3.2. Economic consequences

Respondents were asked to consider the impact of animal welfare measures on costs[37]. Figure 7 presents the results for those measures implemented by more than 20 respondents. None of the measures resulted in cost savings. The most costly measure was implementing a quality control plan for animal welfare with 85% of respondents indicating an additional cost of varying magnitudes. Placing an employee on the bleeding line also has a significant cost impact with 79% of respondents indicating cost increases. Some 21% of respondents noted that the impact was very costly. The least impact on costs is in relation to checking birds on arrival and keeping maintenance records of stunning equipment with 30% of respondents noting no impact in each case.

A detailed interview with a UK slaughterhouse suggested that although certain measures taken to improve animal welfare did entail additional cost, the fact that in most cases these measures are not voluntary in the sense that they are demanded either by legislation or by clients, means that the cost is viewed simply as the price of doing business rather than an animal welfare cost *per se*. The UK industry body added that animal welfare is part of the operating ethos and is not something that can be ignored. It is therefore not considered a big issue in the UK, it is simply part of the slaughter process.

[37] Where a measure was marked as being implemented, but no information was provided on cost, we have assumed that there is no cost (a "don't know" option was also included).

Figure 7: Impact of animal welfare measures on costs

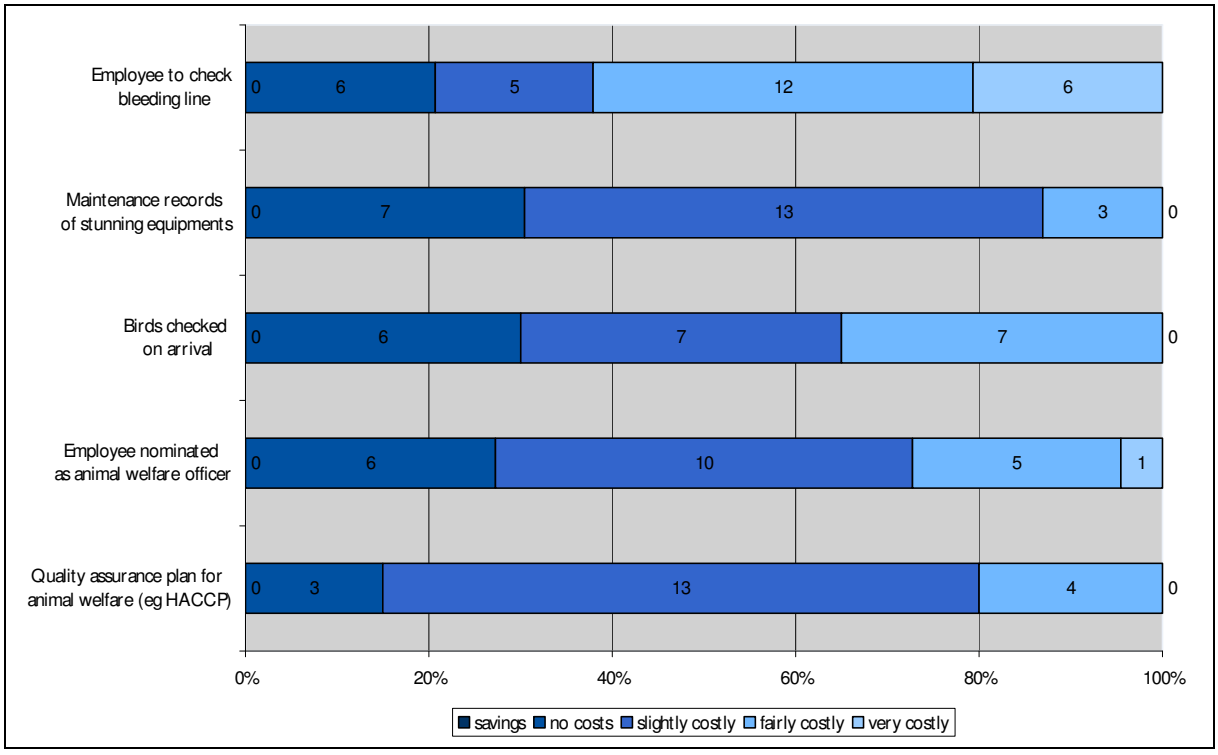

Source: EU survey of slaughterhouse operators.

Respondents were asked to identify which of the animal welfare measures above is the most beneficial. Almost half (48%, 12 from the 25 respondents answering this question) identified the presence of an employee to check the bleeding line. Some 44% of respondents (11 from 25) identified the implementation of a quality control plan for animal welfare as being the most beneficial measure, although it should be noted that the presence of a plan does not necessarily mean that it is successfully implemented. One respondent identified the designation of an employee as animal welfare officer and another highlighted procedures for isolating/prioritising the slaughter of fragile or small birds.

Respondents were asked to comment on the impact of the most beneficial animal welfare measure/procedure on a range of economic issues. The impact of having an employee on the bleeding line is considered to have the greatest positive impact on meat quality (Figure 8). In terms of the competitiveness of the operation, two respondents noted a fairly significant negative impact whilst four respondents recorded positive impacts.

The economic impact of implementing a quality control plan for animal welfare is presented in Figure 9 and shows that the most positive impact is again on meat quality (assuming the plan is implemented successfully). Impact on competitiveness of the operation shows a more mixed response with five respondents indicating a fairly positive impact, two reporting a fairly negative impact and three recording no impact. It is possible that the negative impacts are in the context of non-EU competition and that the positive impacts relate to the ability to sell to customers who require the implementation of a quality control plan for animal welfare. It is also possible that respondents are commenting on the cost of implementing measures when responding on competitiveness, but not taking into account the impact of improved meat quality. This may be because improvements in meat quality are less easy to identify in financial terms as the benefit may be felt through, for example, an increase in Grade A fillets, rather than through a higher product price.

Figure 8: Economic impact of having an employee on the bleeding line

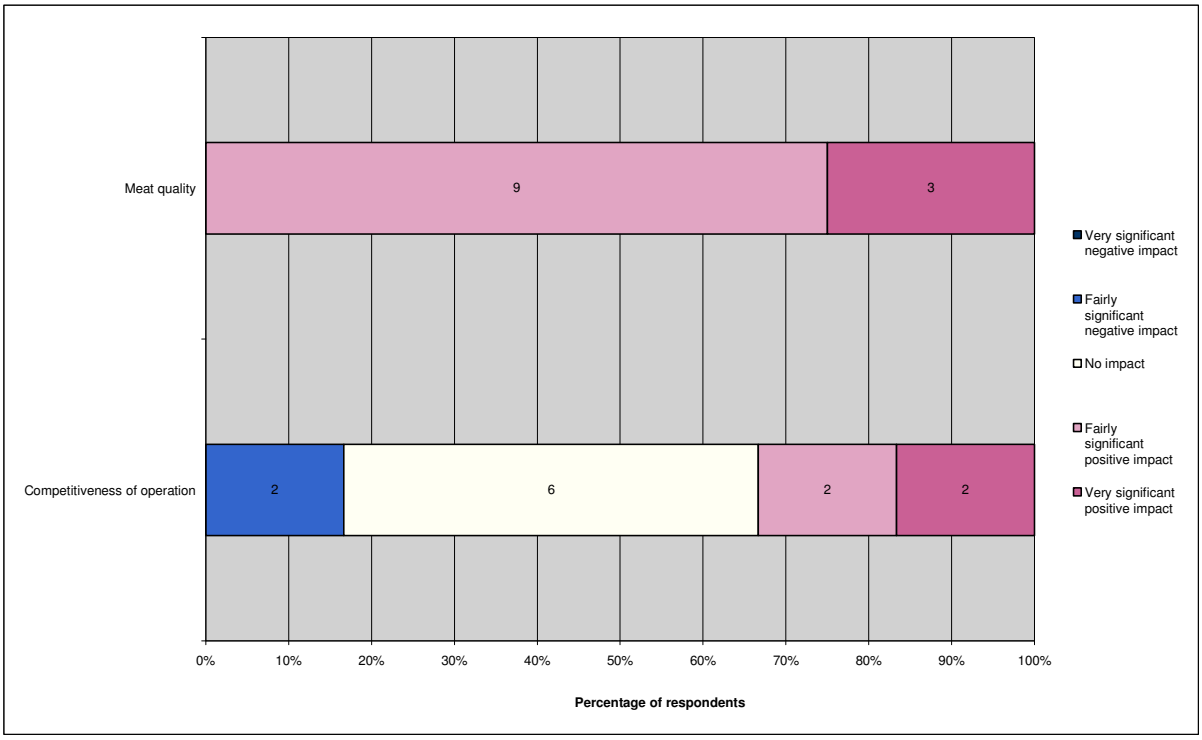

Source: EU survey of slaughterhouse operators.

Figure 9: Impact of a quality control plan for animal welfare

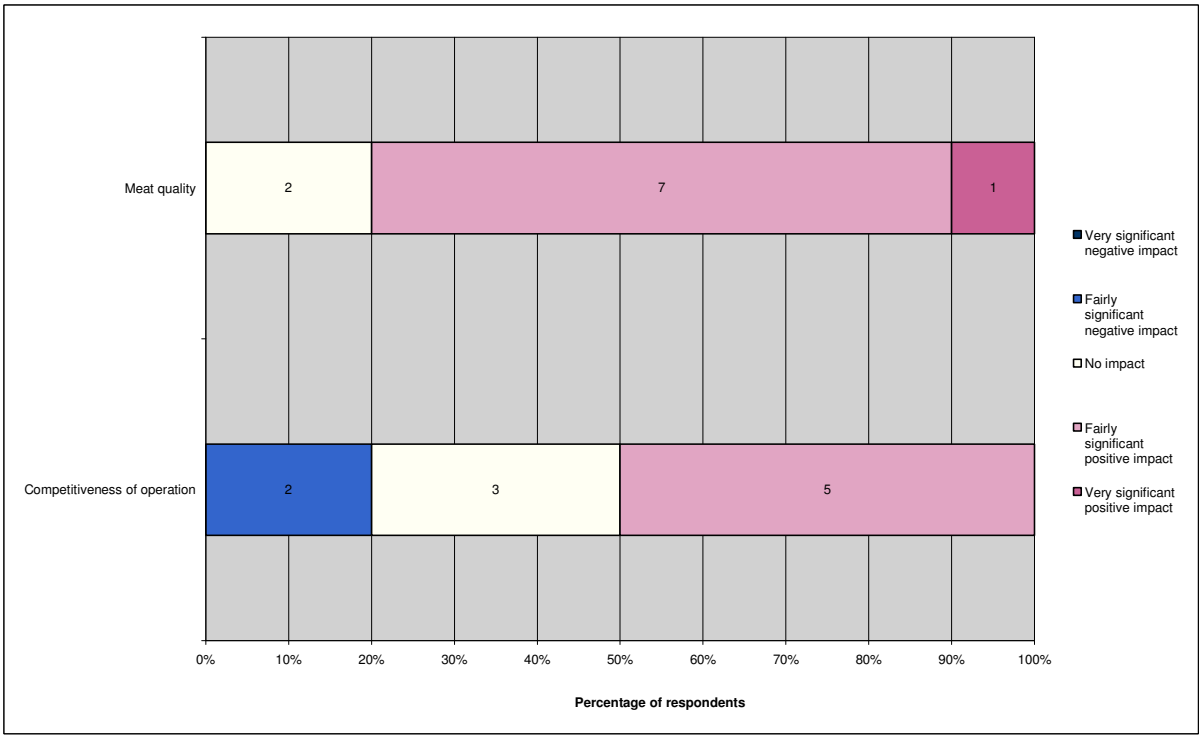

Source: EU survey of slaughterhouse operators.

4.3.2.1. Budgetary consequences for public authorities

No budgetary consequences are anticipated for public authorities. The cost of operational measures are carried by private companies and in most cases are demanded by clients and are therefore the price of doing business.

4.3.3. Social and environmental consequences

Respondents to the slaughterhouse survey were asked to comment on the impact of the most beneficial animal welfare measure/procedures identified on social and environmental issues. There was generally no impact in terms of occupational safety or the environment[38] from having an employee on the bleeding line (Figure 10). The social and environmental impact of implementing a quality control plan for animal welfare was also assessed and again, little impact was recorded in terms of occupational safety or the environment (Figure 11); in the latter case two respondents did note a positive impact, although this was interpreted as referring to the operational environment.

Figure 10: Social and environmental impact of having an employee on the bleeding line

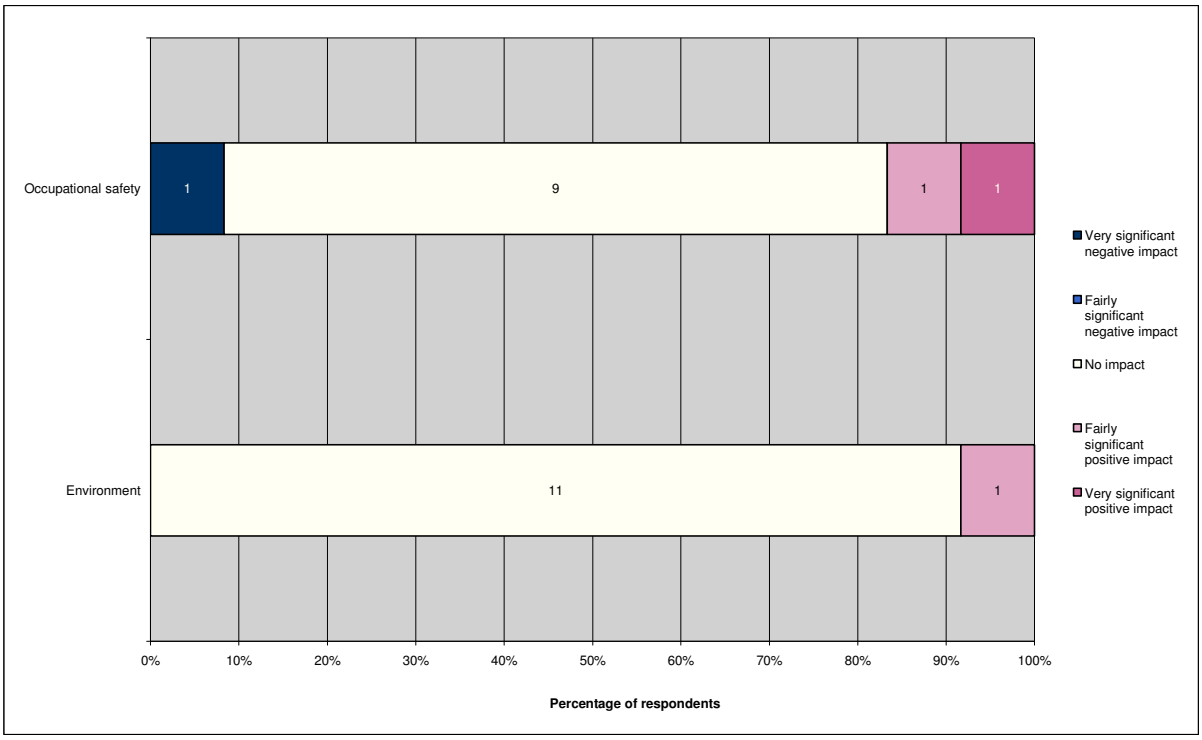

Source: EU survey of slaughterhouse operators.

[38] There are guidelines covering environmental impact under the Integrated Pollution Prevention and Control legislation.

Figure 11: Social and environmental impact of a quality control plan for animal welfare

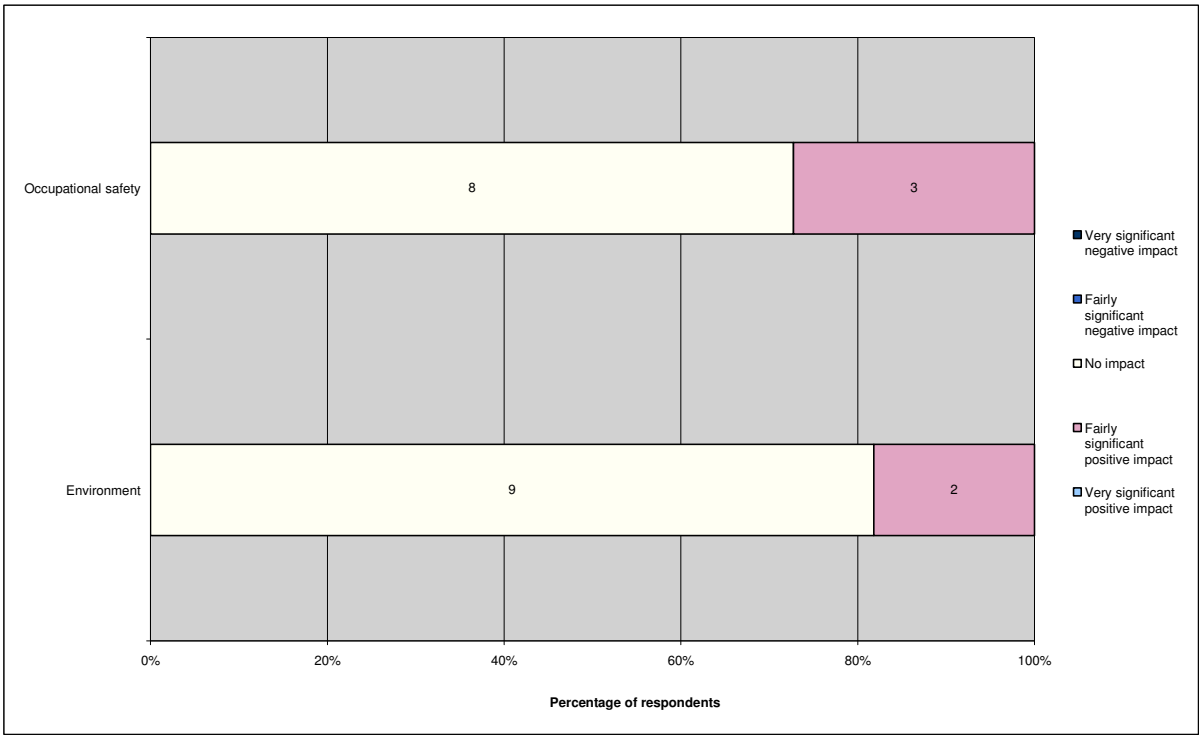

Source: EU survey of slaughterhouse operators.

4.3.3.1. Regional impact

There is no evidence to suggest that there is any differential regional impact.

4.4. Poultry stunning and killing [Task 2.5]

4.4.1. Production costs of slaughterhouses in the EU [Task 1.2]

The slaughter element of poultry production represents a fairly small portion of overall production costs. In turn, the cost of stunning makes up a small component of total slaughter costs and, as such, an even smaller portion of total production cost and hence final consumer price (see section 4.5).

The survey of slaughterhouses asked respondents to separate the production cost of a whole chicken into a number of different elements as set out in Table 9. This cost includes all steps up to the production of a chilled whole carcass; it does not include any further processing. The one respondent using controlled atmosphere stunning did not answer this question and the results therefore refer exclusively to slaughter using electrical stunning techniques. The first point to note is that the number of respondents answering this question completely is small and as such no attempt has been made to distinguish between different methods of electrical stunning. As a result of the small sample size it is not possible to generalise these results with confidence and they should be considered indicative only.

The proportion of cost accounted for by electrical stunning is relatively small at 2.9% in the case of chickens, 0.8% in the case of turkeys and 2.1% for all respondents. The greatest proportion of cost is incurred in transportation and other steps (which includes defeathering, evisceration, veterinary control, washing and first chilling and the personnel, machinery, power and water costs associated with these tasks).

Table 9: Proportion of production cost of chilled whole bird

	Mainly chickens (n = 8)	Mainly turkeys (n = 5)	All (n = 13)
Transportation	30.3%	28.0%	29.4%
Reception	6.0%	0.9%	4.0%
Shackle	9.4%	4.6%	7.5%
Water bath stunning	*2.9%*	*0.8%*	*2.1%*
Bleeding	3.7%	0.8%	2.6%
Other steps	24.4%	44.9%	32.3%
Waste disposal	7.5%	9.6%	8.3%
Cleaning	5.0%	3.0%	4.2%
Depreciation	11.0%	7.4%	9.6%
TOTAL	100.0%	100.0%	100.0%

Source: EU survey of slaughterhouse operators.

Making cost comparisons between generic stunning methods is very difficult because there is likely to be some variation in cost between different electrical stunning systems depending on specification. However, Dr Mohan Raj indicated in a personal communication that while capital costs might differ according to whether AC or DC systems are used and according to frequency, there would be no difference in running costs. With respect to controlled atmosphere systems, capital costs are less likely to differ depending on gas mix (although more gas tanks are required where more gases are mixed), but running costs will differ in that CO_2 is relatively cheap compared to Argon and Nitrogen.

Equipment manufacturers agree that controlled atmosphere stunning systems are generally more expensive to purchase and that they entail higher running costs than electrical stunning methods. This is essentially because they are more complicated systems with more moving parts. In considering differences in capital and running cost, it is also important to consider differences in revenue, or areas where costs might be reduced through using particular stunning methods. Manufacturers explained that slaughterhouses are increasingly considering the total cost of ownership when making investment decisions[39]. This involves combining the purchase and installation price with running costs, expected revenues and repairs and maintenance and annualising this over the expected life span of the equipment. This means that the individual solution for each slaughterhouse will be different and will be influenced by the assumptions made. These in turn will reflect the operator's attitude to risk and their planning horizon.

Initial purchase and installation costs are discussed in section 4.4.1.1 and running costs in section 4.4.1.2. Financial benefits are considered in section 4.4.1.3.

4.4.1.1. Purchase and installation costs

Estimates of the difference in purchase and installation cost varied widely according to manufacturer. One of those interviewed suggested that controlled atmosphere stunning systems would cost between three and four times as much as comparable electrical systems to purchase and install, another thought the difference in investment cost would be ten-fold. Another suggested that controlled atmosphere stunning systems would cost around five times as much as comparable electrical systems to purchase, but added that installation costs could vary from €10,000 to €1,000,000 depending on the circumstances of the plant (throughput and integration with the existing processing line). Other manufacturers put the cost of purchasing controlled atmosphere stunning equipment as high as €1 million[40] (also the quote for changing from electrical stunning to a controlled atmosphere stunning system for a slaughterhouse in Poland that has investigated this; a national industry body in Germany reported a cost for installation of controlled atmosphere systems in excess of €1.5 million) or as low as between €120,000 and €270,000[41]. Part of the difficulty in establishing costs results from the different types of system available. A two-chamber system, for example, would obviously incur a higher capital cost. In comparison, electrical stunning systems were expected to cost between €15,000 and €18,000 with installation costs of around €1,000 (in both cases these costs do not include the rest of the processing line, etc.).

Based on the type of systems produced by the manufacturers spoken to and their market share it is estimated that controlled atmosphere stunning systems range from three to five times the price of comparable electrical systems to purchase and install according to individual circumstances. One manufacturer noted, however, that the cost of controlled atmosphere stunning systems will reduce over time due to further research and greater competition. Although experimental, it is expected that a vacuum stunning system would cost approximately €150,000, i.e. slightly closer to controlled atmosphere systems in cost terms.

---

[39] Another way of thinking about investments is the payback period (of installation and running costs). This is typically two years for a controlled atmosphere plant, although the payback period when further processing does not take place is longer as the benefits in terms of blood splashing and bone fragments are not in evidence.

[40] This cost includes a modular bird handling system which accounts for almost 60% of the total cost.

[41] In this case throughput would be around 11,000 birds per hour, although controlled atmosphere systems can have higher throughputs where chilling facilities are sufficiently large.

4.4.1.2. Running costs

Running costs per bird depend heavily on the system being used and also on throughput. It is therefore very difficult to make generic comparisons between systems. However, equipment manufacturers are unanimous in the view that controlled atmosphere systems result in a higher running cost per bird compared to electrical stunning systems. The cost of actually administering stun using electrical stunning systems is considered by most equipment manufacturers and slaughterhouses to be negligible, although one manufacturer did provide an estimate of 0.1 Euro cents per bird, i.e. it costs €1 to administer stun to 1,000 birds.

The additional cost incurred through using controlled atmosphere stunning depends on the gas mix used as well as the individual circumstances of the plant, for example, around 50% of the cost of gas is transport and therefore location will make a significant difference to cost. Scale is also important and it should be noted that slaughterhouses using controlled atmosphere stunning tend to have relatively higher throughputs. In this context it should be noted that the unit price of gas can be reduced as the total quantity of gas required increases as a result of increased market power. Larger plants, especially those using modified atmosphere packing facilities, and/or CO_2 to freeze, will therefore be able to achieve more favourable gas prices than smaller-scale users. One manufacturer explained that gas prices tend to be more volatile than electricity prices and that as a result running costs for controlled atmosphere systems are more uncertain. Again, slaughterhouses using larger quantities of gas might be able to secure more stable price agreements than smaller-scale operators.

Argon is relatively expensive and a nitrogen/argon mix would, according to one manufacturer, add about 0.5 Euro cents per bird (an additional €5 per 1,000 birds) to the cost of electrical stunning (these figures are corroborated by O' Keefe, 2006, who quotes a figure between 0.4 and 0.5 pence, i.e. approximately between 0.56 Euro cents and 0.70 Euro cents per bird, i.e. €5.60 per 1,000 birds to €7.00 per 1,000 birds[42]).

According to one equipment manufacturer, cheaper carbon dioxide/nitrogen mix would add around 0.45 Euro cents per bird above the cost of electrical stunning (an additional €4.50 per 1,000 birds). Another equipment manufacturer reported that a two-stage carbon dioxide process would cost around an additional 0.075 Euro cents over the cost of electrical stunning (an additional €0.75 per 1,000 birds).

Although there is general agreement that the running costs of electrical stunning are insignificant, there is a wide discrepancy in the figures presented above for controlled atmosphere systems. Different sources disagree on the exact difference in costs between the two systems, although it is clear that even if controlled atmosphere stunning systems are relatively more expensive than electrical stunning methods, the actual cost of administering stun per bird remains relatively small[43].

---

[42] O' Keefe, T. (2006) "Advances in CAS Technology". In WATT Poultry USA. February, 2006.

[43] The lowest estimate for running costs put at 0.5 Euro cents per bird and the highest at 4.0 Euro cents, an eight-fold difference (according to one equipment manufacturer it is possible to save around 90% of gas costs using a pit rather than a conveyor system). Interestingly, an equipment manufacturer who only produces electrical stunning systems estimated that there would be a nineteen-fold difference in running costs whilst a manufacturer producing both types of systems suggested that there could be a hundred-fold difference in running costs. Finally, Shane (2005) estimated the running costs for controlled atmosphere stunning to be some 8% higher than electrical stunning. This includes fixed costs inclusive of interest and depreciation in addition to variable costs comprising maintenance, labour and gas (Shane, S.M. (2005) "Future of Gas Stunning". In WATT Poultry USA. April, 2005). With discrepancies like this it is only possible to conclude that the running costs for controlled atmosphere stunning systems are higher than for electrical stunning systems. However, it should be reiterated that as the running costs for electrical stunning are considered to be negligible, the actual impact of up to one

4.4.1.3. Financial benefits of different systems and net running cost differences

The additional costs of controlled atmosphere stunning are offset to some degree (depending on the view of the manufacturer) by direct and indirect cost advantages. In some cases the advantages may not be financial, but may have an impact on the ability to supply certain markets. The technical differences between systems are examined in Appendix 4 with a tabular summary below.

Table 10: Technical differences between electrical and controlled atmosphere stunning systems

Throughput	Greater throughput on same size footprint for electrical systems, but there is no difference if space is not limited. Deep pit controlled atmosphere systems require less space than conveyor systems.
Product quality	Controlled atmosphere systems confer many benefits in terms of product quality including increased breast fillet yields, enhanced through reductions in bone shattering and blood splashing which otherwise require trimming out; increased proportion of grade A fillets; greater tenderness; faster maturation where anoxic gases are used; reduced severity of wing tip damage; lighter and more consistent fillet colour; and, prolonged product shelf-life. Electrical systems can provide better defeathering as this can take place more quickly after death.
Retailer demands	Retailer/food industry product quality demands imply an advantage for controlled atmosphere systems, although retailers and the food industry are not yet suggesting a preference for either stunning method.
Labour requirements	Controlled atmosphere systems require less labour as birds are not shackled live and the labour required does not need to be so skilled as a result. It is also easier to recruit labour as the job is less unpleasant.
Repairs and maintenance	Repairs and maintenance are a function of machinery complexity and are typically a percentage of the initial purchase price which will be higher in controlled atmosphere systems.
Cleaning	This is the same as repairs and maintenance and will be higher for controlled atmosphere systems.
Equipment lifespan	Given greater complexity it is expected that the lifespan of controlled atmosphere systems will not be as long as electrical systems.
Power requirements	Power usage for the stunning operation itself is marginal.
Birds dead on arrival	It is easier to identify birds dead on arrival in electrical systems.
Worker welfare	The main point of difference relates to hanging live birds and controlled atmosphere systems therefore offer an advantage over electrical systems.

It is not possible to use the information gathered through this interview process to net off potential financial benefits against additional running costs. To do this would require a differentiation of particular stunning systems and there would be considerable variation according to the systems selected and the individual circumstances of the plants, including the distance over which gas must be transported to the plant in respect of controlled atmosphere systems. The usefulness of carrying out such an exercise is also questionable given the range of unique circumstances that each slaughterhouse will face. However, one manufacturer did provide an example of a slaughterhouse which introduced controlled atmosphere stunning at an additional running cost of €4,500 per week for gas with weekly

hundred times this cost in controlled atmosphere stunning systems may also be very small. Finally, running costs in a vacuum stunning system are expected to be comparable to those in electrical systems.

benefits through labour saving and yield improvements of €45,500 making the net benefit some €41,000 per week. This cost comparison does not include consideration of the cost of purchase, installation or additional repairs and maintenance. Shane (2005) noted that despite significant capital investment (which he notes can be in excess of €500,000) costs of installing a controlled atmosphere stunning system can be recouped in the UK within one year as a result of the higher yield of saleable product and the higher premiums that UK retailers will pay for this product[44]. That said, a high degree of caution should be exercised over these examples (or any others) because the individual circumstances of the slaughterhouse are unknown. What is clear is that as commercial businesses, slaughterhouses using controlled atmosphere stunning are doing so because they consider it economically advantageous. The clear implication is therefore that the benefits of controlled atmosphere stunning at least equal the additional investment and running costs. That said, there will be examples where, for individual slaughterhouses, electrical stunning systems will prove more cost effective.

4.5. Relationship of production costs to the price of meat [Task 1.2 continued]

Farm gate prices for chicken are in the order of €1.65 per bird[45]. An analysis of questionnaire responses received suggests that the total slaughter costs to produce a whole bird using electrical stunning (net of profit margin) range from €0.21 to €1.20[46] with a median of €0.76. The cost of production ex-slaughterhouse (net of profit margin) is therefore between €1.86 and €2.85. The cost of slaughter therefore comprises between 11.3% and 42.1% of total production cost to the whole bird stage[47]. The upper end of this range is consistent with information provided by equipment manufacturers who estimate the ex-slaughterhouse price to be two thirds live bird production and one third slaughter house costs. The respondent using controlled atmosphere stunning reported a cost of producing a whole bird of €1.79, considerably more than the average using electrical stunning. However, it would be unwise to draw any conclusions from this one observation.

Interviews with equipment manufacturers and responses to the questionnaire indicate that the cost of stunning itself ranges from €0.000225 per bird to €0.04[48]. This equates to a cost for stunning of between 1.4% and 2.1% of ex-slaughterhouse price (net of profit margin) using the upper estimate for stunning cost[49]. The lower estimate results in a stunning cost of no more than 0.01% of total ex-slaughterhouse cost (net of profit margin). Stunning/killing cost therefore comprises a small proportion of total slaughterhouse cost, although the industry claims that this can still be significant

---

[44] Elsewhere in the paper the author notes a 39% increase in running costs when comparing controlled atmosphere stunning against an efficient pulsed-DC stunner in the US. In this case higher costs would be harder to recoup as this form of electrical stunning has many product quality advantages over the AC methods used in the EU.

[45] Taken from Eurostat (€0.75 per kg, assuming a 2.2 kg bird). Data are only available from a few Member States and prices fluctuate considerably both geographically and by Member State. The figure quoted here is considered a reasonable estimation given this problem.

[46] One respondent quoted a slaughter cost of €2.60 per bird. This is assumed to be either an error or the cost including production.

[47] Further processing adds additional production cost and profit margin.

[48] The lower end of this range is calculated from a questionnaire response suggesting total slaughter cost of €0.1023 per kg, 0.1% of the cost of which is accounted for by an electrical stun and assuming a 2.2 kg bird. The upper range is the highest estimate for controlled atmosphere stunning provided in interviews with equipment manufacturers (€0.04 per bird) which is also the median cost derived from the questionnaire responses. The lowest estimate for controlled atmosphere stunning provided was €0.005 per bird giving a more restricted range of €0.000225 to €0.005.

[49] Questionnaire responses indicate an average cost for electrical stunning of 2.9% of total slaughterhouse cost (median 1.5%) which corroborates the figures presented here.

because margins are tight. It is not possible to verify this claim because information on margins within the industry were not made available to the researchers.

Consumer price includes the production cost to the whole bird stage, plus further processing costs, profit margin for the slaughterhouse, transport and wholesale or retail profit margin. A roasting chicken of between 2.05 kg and 2.45 kg currently (January 2007) costs around €1.50 per kg wholesale in the UK[50]. Assuming a 2.2 kg bird this gives a price of €3.30 per bird. On this basis the cost of stunning comprises 1.2% of wholesale price using the upper estimate of €0.04 per bird from the previous paragraph. The cost of stunning and killing therefore makes up a very small proportion of final consumer price and is diluted further, even if the whole cost of stunning is applied to a selected cut such as breast fillet (in reality stunning cost should be apportioned between all products). Equipment manufacturers do not therefore expect the method of stunning to have any impact on the consumer price of poultry and this is borne out by this analysis.

[50] Price per kg deadweight ranges from £0.92/kg in London, £1.04/kg in Birmingham and £1.24/kg in Bristol (source: Defra). Converted to Euros at a rate of €1.47 to £1.

5. Conclusions

5.1. The EU poultry sector and its competitive position

The European poultry meat sector is the second largest meat-producing sector after pig meat. The EU is 106% self sufficient in poultry meat production and almost all this production is consumed domestically. France is the main producer and accounted for 17% of total EU-25 production in 2005 with the UK, Spain, Germany and Italy all accounting for more than 10% each. Chicken production accounts for three quarters of total poultry production with turkeys accounting for a further 20%.

The biggest threat to the industry in recent years has been Avian Influenza which caused a 3% reduction in poultry production in 2003 from which the industry has yet to fully recover. Since 2003 some 14 Member States have reported outbreaks of Avian Influenza in wild birds and 5 in poultry.

Poultry meat consumption in the EU amounts to 23.6 kg per capita. Consumption was relatively stable to 2002, but has fallen back slightly in the wake of Avian Influenza. DG Agriculture forecasts expect poultry production and consumption to increase only slightly to 2012.

The EU poultry processing industry exhibits strong regional concentration and specialisation. There is a high degree of vertical integration from feed production to the processing and distribution sectors.

The main instrument of protection for poultry meat from lower priced imports is the fixed rate import tariff. As part of the Uruguay Round Agreement on Agriculture (URAA), minimum access quotas were established for the import of poultry meat into the EU. There were increases in some quota following enlargement of the EU to 25 Member States.

Analysis of trade data reveals that post-URAA, particularly between 1997 and 2001, there was a substantial increase in EU imports of poultry meat and poultry meat products. Although part of this increase results from the level of tariff attached to salted poultry meat, a significant proportion of product is entering the EU having paid full import duty. Given the tariff levels prevailing this suggests that the competitiveness of third country producers, particularly in Brazil and Thailand, is high.

The fact that the EU poultry sector is vulnerable to third country competition is borne out by previous research by Agra CEAS Consulting for DG Agriculture[51]. This demonstrated that the absence of the import tariff system in the period 1995-2002 would have resulted in some 1 million tonnes of additional poultry imports.

The EU poultry sector is relatively uncompetitive in global terms and is likely to be sensitive to increases in production cost. The main cost areas of concern to the industry are feed costs, costs of compliance with legislation and the cost of labour. The cost of stunning and killing is not seen by the industry as being significant in this context and this is borne out by the analysis in this report.

[51] Evaluation of the Common Market Organisation (CMOs) for Pigmeat, Poultry and Eggs. Contract 30-CE-0009330/00-42, DG Agri, European Commission, 2005.

5.2. Stunning/killing methods used in the EU

There are two main methods in use: electrical water bath stunning and controlled atmosphere stunning. Electrical techniques are more prevalent having been in commercial use for longer. The proportion of slaughterhouses using each system is unknown, but the number of controlled atmosphere plants is at least 25. The UK is one of the main users of controlled atmosphere stunning systems with some 25% of chickens and 75% of turkeys slaughtered using this technique.

The type of electrical stunner used varies widely in commercial practice according to waveform, frequency of current used, the amount of current applied to individual birds and the number of birds in the water bath simultaneously. Electrical water bath stunning can be reversible or irreversible (i.e. stunning/killing). However, the basic process involves the birds being unloaded at the slaughterhouse and shackled upside down whilst conscious. The birds then move through the water bath, are stunned by an electrical current, and are killed by cutting a combination of veins/arteries. Following bleeding the birds enter a scalding tank prior to defeathering, evisceration and chilling prior to further processing/packaging and labelling.

Controlled atmosphere stunning/killing uses a number of combinations of gases, with or without carbon dioxide. The basic process involves birds being transferred to the controlled atmosphere chamber either loose or within transport crates on a conveyor belt. After exiting the chamber the birds are shackled whilst inanimate before proceeding to the bleeding stage as under the electrical systems.

5.3. Design of restraining and stunning/killing equipment

Although, as commercial companies, equipment manufacturers are essentially driven by profit, other attributes are also taken into account in the design of equipment; most obviously legislative requirements. A link between increased bird stress and reduced meat quality is recognised throughout the poultry industry and ways to reduce stress (i.e. improve animal welfare) are important factors in the design process. Government funds are often available for research into slaughter methods and equipment manufacturers work closely with the research sector.

Slaughterhouses follow a number of overlapping codes of practice, many of which go beyond basic legislative requirements in terms of animal welfare. Where the following of codes of practice is a requirement to supply, often to the lucrative retail market, the requirements of the codes of practice are fed back into equipment design.

The most beneficial measures in terms of animal welfare are systems to reduce the need for the need to handle live birds. Survey respondents also identified the installation of appropriate ventilation in the lairage as being particularly beneficial. The recognised link between reduced bird stress and meat quality means that positive impacts are evident where live bird handling is reduced. There are also reductions in labour costs. Survey respondents also noted positive impacts on competitiveness and meat quality as a result of improved ventilation in the lairage.

It is also clear that there is a relationship between reduced bird stress and occupational safety and that this consideration is often a main driver of measures which might be considered to be animal welfare friendly. Positive impacts arising from reduced live bird handling and appropriate ventilation in the lairage were noted in terms of occupational safety.

Used CO_2 is extracted through a chimney and is discharged at least 4 metres above ground level which ensures that the gas has diffused by the time it reaches ground level. In terms of emissions of greenhouse gases, approximately 1 gram of CO_2 is necessary per kilo liveweight which is not

significant. Water requirements are approximately similar between electrical and controlled atmosphere stunning systems with the later requiring more water for cleaning.

Equipment design to ensure good animal welfare has positive economic impacts. However, the extent to which these offset costs is not always clear because of the difficulty of quantifying benefits. Slaughterhouses will adopt animal welfare friendly designs which go beyond legislative requirements in order to gain advantage from the economic benefits whether these are simply better revenues or in order to conform with customer requirements which ensures access to certain markets. Customer requirements are driven by product quality and, in some parts of the EU at least, demand for high animal welfare standards.

5.4. Competence of slaughterhouse operators

A survey of Member State Competent Authorities made clear that the situation regarding training and certification of slaughterhouse operators differs according to Member State. Some require formal training and the issuing of licenses or certificates of competence whilst others rely on slaughterhouses themselves to ensure that staff are competent to deal with live animals. The survey of slaughterhouses showed that the vast majority ensure that employees dealing with live animals have received appropriate training. In some cases voluntary training takes place in addition to mandatory training.

It is clear that the requirement for training entails a cost. However, as noted above, there is a recognised link between good animal welfare and improved meat quality. Where voluntary training takes place the benefits must be considered to outweigh the costs. This is borne out by the fact that more respondents noted a negative impact on production costs as a result of training than noted a negative impact on competitiveness.

Slaughterhouses are reasonably dangerous places in that injury can in theory be caused by equipment or birds. Appropriate training mitigates against these risks and increases worker safety. Appropriate training may also reduce waste arising from lower quality meat and in this sense there may also be environmental benefits.

5.5. Animal welfare operational procedures

As noted previously, slaughterhouses follow a number of codes of good practice which cover, *inter alia*, animal welfare. Almost three quarters of slaughterhouses responding to the survey reported that they followed client requirements which are more stringent than the base legislation. Compliance with client (usually retailers) codes of conduct are typically audited at random at least once a year. However, compliance with good animal welfare practice is underpinned through the regular monitoring of equipment which alerts operators to operational problems. The presence/auditing of Official Veterinarians in slaughterhouses also ensures that systematic failures in animal welfare are noted and addressed.

The survey of slaughterhouses established that there is an impact on costs, as might be expected, from taking measures specifically in respect of animal welfare. However, it was also pointed out that as these measures are required under client codes of conduct the cost is viewed as the price of doing business rather than the cost of animal welfare *per se*. As noted above, there may also be economic benefits from improved animal welfare and the impact on cost is therefore perhaps less relevant than the impact on competitiveness and most respondents noted positive impacts on this and on meat quality from both the presence of an employee on the bleeding line and from having a quality control plan for animal welfare, although the point was made by other key stakeholders that the presence of a

quality control plan alone does not mean that it is necessarily followed adequately. That said, other stakeholders did agree that there is a positive link between animal welfare and meat quality.

Whilst there is a cost involved in taking measures to safeguard animal welfare, there are also economic benefits in terms of competitiveness and meat quality.

5.6. Production costs of slaughterhouses in the EU

Making cost comparisons between generic stunning methods is very difficult because there will be some variation in cost within electrical and controlled atmosphere systems depending on specification as well as between them. For example, while capital costs might differ according to whether AC or DC electrical systems are used and according to frequency, there would be no appreciable difference in running costs. With respect to controlled atmosphere systems, capital costs are less likely to differ depending on gas mix (although more gas tanks are required where more gases are mixed), but running costs will differ in that CO_2 is relatively cheap compared to Argon and Nitrogen.

Based on interviews with equipment manufacturers, available literature, interviews with slaughterhouse operators and other key industry stakeholders it is estimated that the purchase and installation costs of controlled atmosphere systems is between three and five times the cost for comparable electrical systems, although it is expected that costs will decrease over time due to further research and greater competition. Controlled atmosphere stunning systems also entail higher running costs than electrical stunning methods, in the order of an additional 0.075 Euro cents (for a two-stage CO_2 system) to 0.7 Euro cents (Argon/Nitrogen systems) per bird. This is essentially because they are more complicated systems with more moving parts and because of the cost of gas.

However, equipment manufacturers and other key stakeholders agree that, at least in general terms, controlled atmosphere stunning results in certain advantages in terms of product quality. These advantages include an absence of wishbone and rib cage shattering, burst blood vessels and blood splashing. The presence of these in an electrical stunning system can result in lower revenue as breast yield is reduced through trimming and small percentages loses can result in a significant financial impact. There will also be an impact in terms of labour demand. Controlled atmosphere systems also offer a slight advantage in terms of the percentage of A grade fillets, again this will have consequences in terms of revenue. Other advantages include increased meat tenderness, slightly higher meat yield before trimming, a lighter and more consistent fillet colour, earlier maturation which reduces chilling time and a prolonged shelf life. On the other hand, electrical stunning systems allow more prompt defeathering which makes the process easier.

Controlled atmosphere stunning systems are also less labour intensive because there is no need to shackle live birds. This can translate to a reduction of between 15% and 20% in labour requirements for chickens, but is far more significant in the case of turkeys. Labour savings can also arise because fillet trimming for bone fragments and blood splashing is not necessary. In terms of labour quality, greater training is required for workers dealing with live birds. On the other hand, controlled atmosphere systems require greater skill in identifying birds dead on arrival. Finally, live shackling is an unpleasant and physically demanding job and worker recruitment/retention is becoming an issue in some Member States.

The costs of repairs and maintenance and cleaning are both proportional to machinery purchase price as this reflects machine complexity. The costs associated with controlled atmosphere stunning will therefore be higher.

It is not possible to net off the potential financial advantages of controlled atmosphere stunning systems against the additional running costs, partly because many of the advantages cannot be

accurately quantified and also because there would be variation between systems used and also the individual circumstances of the plants.

Equipment manufacturers explained that slaughterhouses are increasingly considering the total cost of ownership when making investment decisions. This involves combining the purchase and installation price with running costs, expected revenues and repairs and maintenance and annualising this over the expected life span of the equipment. This means that the individual solution for each slaughterhouse will be different and will be influenced by the assumptions made. The fact that some operators are choosing to use controlled atmosphere stunning systems is evidence that these systems are considered to be economically advantageous in these cases.

Information gathered during the course of this research suggests that the additional purchase, installation and running costs associated with controlled atmosphere systems can be recovered fairly quickly as a result of the financial advantages stemming from improved output yield and quality.

5.7. Relationship of production costs to the price of meat

Equipment manufactures estimate that two thirds of ex-slaughterhouse price is accounted for by live bird production cost and one third by the costs of slaughter. This is corroborated by survey results where the cost of slaughter was estimated to be between 11% and 42% of total production cost to the whole bird stage. The cost of stunning itself ranges from €0.000225 per bird to €0.04 (although it should be noted that this upper estimate is considerably higher than most figures quoted). This equates to a cost for stunning of between 1.4% and 2.1% of ex-slaughterhouse price (net of profit margin) using the upper estimate for stunning cost. The lower estimate results in a stunning cost of no more than 0.01% of total ex-slaughterhouse cost (net of profit margin). Stunning/killing cost therefore comprises a small proportion of total slaughterhouse cost.

Consumer price includes the production cost to the whole bird stage, plus further processing costs, profit margin for the slaughterhouse, transport and wholesale or retail profit margin. A roasting chicken of between 2.05 kg and 2.45 kg costs around €1.50 per kg wholesale. Assuming a 2.2 kg bird this gives a price of €3.30 per bird. On this basis the cost of stunning comprises 1.2% of wholesale price using the upper estimate of €0.04 per bird from the previous paragraph. The cost of stunning and killing therefore makes up a very small proportion of final consumer price and is diluted further, even if the whole cost of stunning is applied to a selected cut such as breast fillet (in reality stunning cost should be apportioned between all products). Equipment manufacturers do not therefore expect the method of stunning to have any impact on the consumer price of poultry and this is borne out by this analysis.

The small proportion of consumer price that is accounted for by the cost of stunning means that more expensive methods, such as controlled atmosphere stunning, are unlikely to have any appreciable impact on the final consumer price for poultry.

Annex 1: Typology of stunning/killing methods used in the EU

Methods		**Description**
Stunning		
Electrical	*Head-only stunning*	Involves the application of an electric current across the head.
	Waterbath stunning (reversible method, above 200 Hz)	Conscious birds are hung upside down on a moving metal shackle line and passed through an electrified water bath, such that the current flows through the whole body towards the shackle.
	Waterbath stun/killing (above 50-60 Hz)	Difference between this and electric water bath stunner is the frequency of the electric current employed which can induce cardiac ventricular fibrillation.
Gas	*Gas stunning (e.g., CO_2 concentration below 30%)*	Exposing animals, contained in cages, cradles, crates or conveyer, to a gas mixture contained within a well or tunnel. Is used for mixtures of: (1) carbon dioxide in air; (2) carbon dioxide, oxygen and nitrogen; (3) argon and nitrogen with 2% by volume of residual oxygen; or (4) argon, nitrogen and carbon dioxide with up to 5% by volume of oxygen.
	Gas stun/killing (e.g., CO_2 concentration above 30%)	Similar procedure as gas stunning except that exposure period is long enough to induce death. Gas mixtures used for stun/killing poultry: (1) argon, nitrogen or other inert gases in atmospheric air and a maximum of 2% residual oxygen by air; (2) argon, nitrogen or other inert gases with atmospheric air and carbon dioxide; or (3) carbon dioxide, oxygen, and nitrogen followed by 80% carbon dioxide by volume in air.
Neck Dislocation		Displacement of the neck to initiate insensibility.
Other		
Bleeding		
Neck cutting	*2 carotid arteries cut*	2 carotid arteries are severed during the cut for the bleed out process.
	1 carotid artery cut and 1 external jugular vein cut	1 carotid artery and 1 external jugular vein is severed during the cut for the bleed out process.
	1 jugular vein cut	1 jugular vein is severed during the cut for the bleed out process.
Decapitation		Removal of the head in the bleed out process.
Other		

Annex 2: Methodology

This study focuses on the slaughter of chicken and turkey species. Any stunning/killing (including for human consumption) taking place outside slaughterhouses as referred to in Article 2 of Directive 93/119/EC is not included in the study, nor is killing of animals in slaughterhouses for purposes other than human consumption.

The study is based on the qualitative and quantitative data collected during the following research phases:

Interviews/meetings with key partners and stakeholders

Key partners and stakeholders have been involved throughout the whole process of the analysis by means of interviews and surveys. Depending on the availability, interviews were carried out face-to-face or by phone. The interviewed stakeholders can be found in the following table.

Table 1: Interviewed stakeholders

Organisation/Company	Relevance	Location
Association of Poultry Processors and Poultry Import and Trade in the EU (AVEC) (*met with twice*)	European Association	EU
Główny Inspektorat Weterynarii (General Veterinary Inspectorate)	Competent authority	Poland
Department for Environment, Food, and Rural Affairs (Defra)	Competent authority	UK
Bundesministerium für Ernährung, Landwirtschaft und Verbraucherschutz (Federal Minister of Food, Agriculture and Consumer Protection)	Competent authority	Germany
Ministère de l'Agriculture et de la Pêche (Ministry of Agriculture and Fishing)	Competent authority	France
The British Poultry Council (*met with twice*)	National meat industry association	UK
Bundesverband der Geflügelschlachtereien e.V *(provided three written responses from members)*	National meat industry association	Germany
Fédération des Industries Avicoles	National meat industry association	France
Faccenda Group	Slaughterhouse	UK
Wiesenhof Geflügekontor GmbH	Slaughterhouse	Germany
Konspol Bis	Slaughterhouse	Poland
bsi Schwarzenbek *(met with twice)*	Training and consulting institute	Germany
Eurogroup for Animal Welfare *(met with twice)*	Animal welfare organization	EU
Humane Slaughter Association	Animal welfare organization	UK
Royal Society for the Prevention of Cruelty to Animals (RSPCA)	Animal welfare organization	UK
Œuvre d'Assistance aux Bêtes d'Abattoirs (OABA)	Animal welfare organization	France

COPA COGECA	Agricultural organization	EU
Dr Mohan Raj, University of Bristol	Researcher	UK
Dr med vet Michael Südbeck, Lohmann & Co.	Veterinarian	Germany
Stork Food Systems Poultry Processing	Equipment producer	Netherlands
Meyn Food Processing Technology BV	Equipment producer	Netherlands
Linco Food Systems A/S	Equipment producer	Denmark
Cattaruzzi	Equipment producer	Italy
Anglia Autoflow	Equipment producer	UK

Surveys

Four inter-related surveys were developed and circulated targeting the key stakeholders: slaughterhouse operators; national meat industry associations; Competent Authorities; and, animal welfare organisations. The questionnaires were sent out by email, after comments from the European stakeholder groups on the draft questionnaires had been integrated, to the relevant organisations. The questionnaire to slaughterhouses was sent to the national industry associations, who in turn forwarded them to their members. The response rate from slaughterhouses was lower than was hoped (and lower than in the red meat sector), despite numerous follow-ups, two extensions to the response deadline and the gratefully acknowledged assistance of AVEC. The response rate from competent authorities was more satisfactory. Table 2 describes the profile of the respondents.

Table 2: Number of respondents to the survey

Respondents	Questionnaires received	MS covered
Slaughterhouse operators	29	8
Competent Authorities	19	18
Animal welfare organisations	3	3
National meat industry associations	4	4

*Includes single questionnaires which were received representing aggregated responses from a larger number of slaughterhouses

Responses to the surveys of slaughterhouse operators and competent authorities are broken down in more detail in Table 3.

Table 3: Country information regarding survey results

Country	Responses to survey of slaughterhouse operator survey	Responses to survey of Competent Authorities
Austria	3	1
Belgium	5	1
Cyprus	0	1
Czech Republic	0	1
Denmark	0	1

Estonia	0	1
Finland	1	1
France	8	0
Germany	7	1
Hungary	1	1
Ireland	0	0
Italy	1	1
Luxembourg	0	1
Netherlands	0	1
Norway	0	n/a
Poland	0	1
Portugal	0	1
Slovenia	0	1
Spain	0	1
Sweden	0	1
United Kingdom	3	2
TOTAL	**29**	**20**

Information regarding the types of species slaughtered can be found in Table 4 below:

Table 4: Types of species slaughtered in surveys received

Species	Respondents
Chickens only	18
Turkeys only	6
Chickens and turkeys	5

Despite the low response rate, these responses provide the most comprehensive overview of the situation of the EU slaughterhouse sector available so far. Several national meat industry associations (Belgium, Netherlands, and Italy) explicitly stated that answers given by them and their slaughterhouses were fully representative of their national situation. This then represents 80% of the chicken and 100% of the turkey produced in Belgium, 99% of the chicken and 100% of the turkey produced in the Netherlands, and 94.2% of the chicken and 96.4% of the turkey produced in Italy. This, therefore, indicates the relevance of the sample. The Polish national meat association said their answers were partly representative. A number of limitations of the slaughterhouse survey have, however, to be emphasised:

- Smaller slaughterhouses and operators from new Member States are under-represented;
- There is a possible bias in the results of the slaughterhouse questionnaire as it is feasible that slaughterhouses with the highest animal welfare standards were more likely to fill in the questionnaire, thus reflecting in their answers higher standards than are implemented on average in the EU.

Therefore, results from the slaughterhouse survey have been interpreted with care. Whenever possible, results have been verified with complementary information. In general, results have been consistent with both the information that has been provided by Competent Authorities and other stakeholders and also previous research.

Case studies

Case studies were conducted in the UK, France, Germany, and Poland, consisting of a programme of interviews with Competent Authorities, national poultry meat industry associations, animal welfare organisations, and slaughterhouses[1]. Results of the case studies are used throughout the study to add further depth and detail to the information received from other data sources.

[1] Not in all case study-countries a slaughterhouse visit took place. In spite of significant efforts the French national meat industry association could not identify a slaughterhouse willing to accept a visit by the Contractor. Nor was the Polish slaughterhouse able to co-operate within the time frame requested.

Annex 3: Additional tables and charts

A1.1. Slaughterhouse structure

The data in this section present the structure of the poultry slaughter sector for those Member States where data exist.

Table 5 presents data for the German poultry slaughtering sector. In the period 2000-2004, the number of slaughterhouses peaked in 2002, but there were more at the end of the period than at the beginning. Although the relative proportion of small slaughterhouses stayed the same, there was an increase in the proportion of the largest size group and decreases in the proportion of slaughterhouses with a monthly capacity between 100,000 and 499,999. As might be expected from this, the proportion of birds slaughtered in the largest slaughterhouses increased while the proportion of those slaughtered in mid-sized slaughterhouses decreased. The German industry has therefore seen a consolidation and polarisation over the period with small slaughterhouses remaining and very large ones increasing their share of total production at the expense of mid-sized plants.

Table 5: Poultry slaughterhouses and slaughter capacity in Germany, 2000-2004

Monthly slaughter capacity	**Number of slaughterhouses**				
Number of birds ('000):	**2000**	**2001**	**2002**	**2003**	**2004**
2.000 - 29.999	57	58	65	62	60
30.000 - 49.999	11	8	9	9	9
50.000 - 99.999	7	9	10	8	11
100.000 - 199.999	9	9	8	8	6
200.000 - 499.999	9	8	10	8	7
500.000 - 999.999	9	9	9	11	11
1.000.000 and above	10	11	10	11	13
Total	**112**	**112**	**121**	**117**	**117**
	Slaughter output				
Number of birds ('000):					
2.000 - 29.999	476.9	497.0	553.9	485.1	509.8
30.000 - 49.999	433.8	289.2	339.3	346.0	356.0
50.000 - 99.999	471.0	612.0	668.0	492.0	738.0
100.000 - 199.999	1,196.8	1,247.8	1,123.8	1,090.1	839.8
200.000 - 499.999	5,095	2,780	3,745	2,970	2,760
500.000 - 999.999	6,999	7,293	7,523	8,873	8,198
1.000.000 and above	19,162.6	21,687.5	21,379.3	23,008.9	27,724.1
Total	**33,835.1**	**34,406.4**	**35,332.3**	**37,265.1**	**41,075.7**

Source: ZMP.

Table 6 shows presents the structure of the poultry slaughtering sector in the UK (England, Scotland and Wales only). Between 2000 and 2006, the number of slaughterhouses in the UK declined in all but two size categories, showing signs of industry concentration. The most dramatic decline was observed for medium and small slaughterhouses. Although the numbers of the second and third smallest size categories increased, their joint share in the total poultry slaughtering remained marginal at around

1%. The proportional importance of the largest abattoirs increase over the period, even through their absolute numbers declined.

Table 6: Poultry slaughterhouses and slaughter capacity in the UK, 2000-2006

Monthly slaughter capacity	Number of slaughterhouses						
	2000	**2001**	**2002**	**2003**	**2004**	**2005**	**2006**
2,000 - 29,999	45	43	38	33	32	30	29
30,000 - 49,999	4	3	3	7	6	9	6
50,000 – 99,999	5	7	7	7	9	6	7
100,000 - 199,999	11	6	8	9	6	6	4
200,000 – 499,999	17	20	16	14	16	18	14
500,000 – 999,999	14	11	12	12	10	10	11
1,000,000 and above	23	24	22	21	22	19	18
Total	**119**	**114**	**106**	**103**	**101**	**98**	**89**
	Slaughter output						
Number of birds ('000):	**2000**	**2001**	**2002**	**2003**	**2004**	**2005**	**2006**
2,000 – 29,999	356.4	340.8	287.1	236.3	233.5	229.7	248.0
30,000 - 49,999	162.3	123.8	120.7	266.7	245.5	362.4	235.0
50,000 – 99,999	236.2	498.6	498.8	512.9	648.1	430.7	439.4
100,000 - 199,999	1,506.1	743.5	1,229.0	1,361.8	952.4	859.7	567.7
200,000 – 499,999	5,260.4	6,180.5	5,189.6	4,662.3	5,158.8	5,839.1	4,473.5
500,000 – 999,999	11,066.3	8,207.9	9,024.2	9,560.4	7,727.1	7,918.2	8,528.8
1,000,000 and above	46,870.1	50,172.7	48,766.1	48,962.6	50,779.6	51,371.7	50,500.1
Total	**65,577.8**	**66,267.8**	**65,115.5**	**65,563.0**	**65,745.0**	**67,011.5**	**64,992.5**

Source: Meat Hygiene Service.

The table below summarises structural information for the Belgian sector. There was an overall decline in the number of slaughterhouses over the period with the sharpest decline noted for those companies with an annual slaughter capacity of between 0.5 million and 1 million birds). There were two exceptions to this trend. First, the number of the largest slaughterhouses (annual capacity over 1 million birds) increased from 8 in 2000 to 10 in 2005. Second, the number of slaughterhouses with an annual capacity between 5 million and 10 million birds remained the same. As a result of the changes in size structure, the largest abattoirs increased their annual share in poultry slaughtering from 71% to over 82%.

Table 7: Poultry slaughterhouses and slaughter capacity in Belgium, 2000, 2002 and 2005

Annual slaughter capacity	Number of slaughterhouses		
('000 birds per year)	**2000**	**2002**	**2005**
<100	55	44	43
100-500	12	11	7
500-1,000	7	7	4

1,000-5,000	7	3	3
5,000-10,000	5	5	5
>10,000	8	8	10
Total	**94**	**78**	**72**
	Slaughter output		
<100	1,275	1,092	1,093
100-500	1,974	2,064	1,722
500-1,000	5,017	4,976	2,725
1,000-5,000	17,111	5,907	6,587
5,000-10,000	42,756	43,951	29,186
>10,000	170,028	190,909	196,358
Total	**238,162**	**248,899**	**237,671**

Source: VIP vzw.

As shown in Table 8, in Hungary, between 2000 and 2005, the number of slaughterhouses peaked at 51 in 2003, dropped by 5 in 2005, to recover again to 49 by the end of 2006. The share of the smallest units in the overall number of slaughterhouses declined over time, while the most pronounced growth was observed for the medium and lower-medium capacity range. This was followed by an increase in the market share for all of these groups. The number of the largest abattoirs was relatively stable in comparison, although their market share declined from 72% in 2000 to only 44% at the end of the period.

Table 8: Poultry slaughterhouses and slaughter capacity in Hungary (members of Poultry Product Board only), 1995, 2000-2006

Slaughter capacity	**Number of slaughterhouses**							
Number of chickens per hour:	**1995**	**2000**	**2001**	**2002**	**2003**	**2004**	**2005**	**2006**
100 - 999	2	19	17	15	14	13	12	14
1.000 - 1.999	3	10	12	13	15	15	13	14
2.000 - 2.999	1	3	2	4	5	6	4	4
3.000 - 3.999	0	3	1	1	3	3	4	5
4.000 - 4.999	1	2	3	3	3	2	1	2
5.000 - 5.999	3	1	1	2	4	5	3	2
6.000 and above	12	9	8	8	7	6	9	8
Total	**22**	**47**	**44**	**46**	**51**	**50**	**46**	**49**
	Slaughter output ('000 kg per year)							
Number of chickens per hour:								
100 - 999	1,133	15,182	18,408	21,031	25,944	14,048	24,374	26,837
1.000 - 1.999	7,568	24,403	31,295	33,534	45,171	60,507	56,120	58,758
2.000 - 2.999	2,551	10,911	12,610	11,850	12,311	15,711	24,998	34,311

3.000 - 3.999	0	8,042	6,758	21,847	44,709	60,699	38,791	31,396
4.000 - 4.999	1,184	23,902	24,948	35,813	24,880	26,192	6,673	44,203
5.000 - 5.999	36,200	34,854	39,540	29,780	30,826	69,939	50,799	43,115
6.000 and above	289,597	295,250	319,123	315,775	294,169	225,631	255,753	187,948
Total	**338,233**	**412,544**	**452,682**	**469,630**	**478,010**	**472,727**	**457,508**	**426,568**

Source: Hungarian Poultry Product Board.

In Latvia (see Table 9) the total number of slaughterhouses almost halved from 15 in 2003 to only 8 in 2006, with this decline taking place mainly amongst abattoirs with medium and low capacity. Despite the fact that there were only three slaughterhouses in the two largest size categories, throughout the period covered, these together accounted for between 95% and 99% of total annual slaughterings and thus showing a high degree of concentration in the sector.

Table 9: Poultry slaughterhouses and slaughter capacity in Latvia, 2003-2007

	Number of slaughterhouses				
Annual slaughter capacity (head)	**2003**	**2004**	**2005**	**2006**	**2007 (6 months)**
<2,000	6	3	3	2	3
2,000-29,000	4	1	0	0	0
30,000-49,999	1	1	0	2	1
50,000-99,999	0	1	0	0	0
100,000-199,999	1	0	2	1	0
200,000-499,999	0	0	0	0	0
500,000-999,999	1	1	1	1	1
>1,000,000	2	2	2	2	2
Total	**15**	**9**	**8**	**8**	**7**
	Slaughter output (heads)				
<2,000	1,662	845	1,245	1,275	685
2,000-29,000	124,792	4,416	0	0	0
30,000-49,999	40,176	45,415	0	66,023	0
50,000-99,999	0	52,756	0	0	0
100,000-199,999	149,057	0	296,085	10,079	0
200,000-499,999	0	0	0	0	0
500,000-999,999	701,633	799,562	618,889	887,051	0
>1,000,000	5,377,826	7,321,001	5,382,165	12,276,102	6,898,494
Total	**6,395,146**	**8,223,995**	**6,298,384**	**13,240,530**	**6,899,179**

Source: Food and Veterinary Service, Latvia.

The Finnish slaughtering sector has been highly concentrated over the 7 year period from 2000-2006 (Table 10) with the two largest slaughterhouses accounting for around 80% of total slaughterings. Although the number of small slaughterhouses remained reasonably static over the period, their relative importance diminished as the total number of slaughterings increased.

Table 10: Poultry slaughterhouses and slaughter capacity in Finland, 2000-2006

	Number of slaughterhouses						
Annual slaughter capacity (head)	**2000**	**2001**	**2002**	**2003**	**2004**	**2005**	**2006**
<2,000	12	11	12	14	11	12	13
2,000-29,999	4	5	5	4	6	4	4
30,000-49,999	0	1	1	0	0	0	0
50,000-99,999	4	2	1	1	1	1	2
100,000-199,999	1	1	0	0	0	0	1
200,000-499,999	0	1	2	2	1	2	0
500,000-999,999	0	0	0	0	3	1	2
1,000,000-4,999,999	2	2	2	1	0	0	0
5,000,000-9,999,999	1	1	1	1	1	1	1
10,000,000-14,999,999	1	0	0	0	0	0	0
15,000,000-19,999,999	0	1	1	1	1	1	1
>20,000,000	1	1	1	1	1	1	1
Total	**26**	**26**	**26**	**25**	**25**	**23**	**25**
	Slaughter output (head)						
<2,000	6,760	5,351	5,738	10,479	4,828	8,605	6,743
2,000-29,999	24,710	14,536	33,726	36,875	56,608	34,265	25,377
30,000-49,999	0	35,818	34,182	0	0	0	0
50,000-99,999	290,000	133,744	82,833	85,227	79,389	76,002	150,281
100,000-199,999	159,879	172,603	0	0	0	0	131,411
200,000-499,999	0	221,516	472,684	601,410	351,992	638,912	0
500,000-999,999	0	0	0	0	1,991,607	818,774	1,365,910
1,000,000-	2,486,502	3,127,148	2,614,339	1,045,944	0	0	0

4,999,999							
5,000,000-9,999,999	7,632,273	8,082,009	8,492,415	7,651,994	7,612,910	7,559,552	7,328,533
10,000,000-14,999,999	14,773,963	0	0	0	0	0	0
15,000,000-19,999,999	0	18,245,231	18,176,642	17,683,625	18,804,819	18,603,177	18,867,374
>20,000,000	20,721,174	23,638,794	24,883,906	25,722,696	25,892,469	26,805,727	27,272,363
Total	**46,095,261**	**53,676,750**	**54,796,465**	**52,838,250**	**54,794,622**	**54,545,014**	**55,147,992**

Source: Animal health and welfare unit, Finland.

Table 11 presents available data for the Netherlands. The total number of slaughterhouses decreased substantially from 54 in 1995 to 32 in 2003 and then have dropped further to 23 by 2005. Only mid-capacity slaughterhouses and those in the largest size category increased in number between 2003 and 2005, indicating that the sector continued to consolidate.

Table 11: Poultry slaughterhouses and slaughter capacity in the Netherlands, 1991, 1995, 2003-2005

	Number of slaughterhouses				
Annual slaughter capacity (tonnes)	**1991**	**1995**	**2003**	**2004**	**2005**
<1,000	37	27	9	7	4
1,000-19,999	8	11	8	5	4
20,000-29,999	9	8	4	6	6
30,000-49,999	5	8	9	6	6
>50,000	22	27	2	2	3
Total	**59**	**54**	**32**	**26**	**23**

Source: PVE/RVV.

A1.2. EU URAA commitments on import tariffs for poultry meat

This section presents the EU URAA commitments on import tariffs for poultry meat (Table 12) and presents salted poultry meat imports (Figure 1).

Table 12: EU URAA commitments on import tariffs for poultry meat

Tariff item number	Description of products	Base rate of duty	Bound rate of duty	Special Safeguard (SSG)
0207	Meat and edible offal, of the poultry of heading no 0105, fresh, chilled or frozen:			
020710	-Poultry not cut in pieces, fresh or chilled:			
	--Fowls of the species Gallus domesticus:			
02071011	---Plucked and gutted, with heads and feet, known as '83% chickens'	€410/tonne	€262/tonne	SSG
02071015	---Plucked and drawn, without heads and feet but with necks, hearts, livers and gizzards, known as '70% chicken'	€467/tonne	€299/tonne	SSG
02071019	---Plucked and drawn, without heads and feet and without necks, hearts, livers and gizzards, known as '65% chicken', or otherwise presented	€508/tonne	€325/tonne	SSG
	-Poultry not cut in pieces, frozen:			
020721	--Fowls of the species Gallus domesticus:			
02072110	---Plucked and drawn, without heads and feet but with necks, hearts, livers and gizzards, known as '70% chicken'	€467/tonne	€299/tonne	SSG
02072190	---Plucked and drawn, without heads and feet and without necks, hearts, livers and gizzards, known as '65% chicken', or otherwise presented	€508/tonne	€325/tonne	SSG
	-Poultry cuts and offal (including livers), fresh or chilled:			
020739	--Other:			
	---Of fowls of the species Gallus domesticus:			
	----Cuts:			
02073911	-----Boneless	€1,600/tonne	€1,024/tonne	SSG
	-----With bone in:			
02073913	------Halves or quarters	€559/tonne	€358/tonne	SSG
02073915	------Whole wings, with or without tips	€421/tonne	€269/tonne	SSG
02073917	------Backs, necks, backs with necks attached, rumps and wing tips	€292/tonne	€187/tonne	SSG
02073921	------Breasts and cuts thereof	€940/tonne	€602/tonne	SSG
02073923	------Legs and cuts thereof	€724/tonne	€463/tonne	SSG
02073925	------Other	€1,575/tonne	€1,008/tonne	SSG

Tariff item number	Description of products	Base rate of duty	Bound rate of duty	Special Safeguard (SSG)
	-Poultry cuts and offal other than livers, frozen			
020741	--Of fowls of the species Gallus domesticus:			
	---Cuts:			
02074110	----Boneless	€1,600/tonne	€1,024/tonne	SSG
	----With bone in:			
02074111	-----Halves or quarters	€559/tonne	€358/tonne	SSG
02074121	-----Whole wings, with or without tips	€421/tonne	€269/tonne	SSG
02074131	-----Backs, necks, backs with necks attached, rumps and wing tips	€292/tonne	€187/tonne	SSG
02074141	-----Breasts and cuts thereof	€940/tonne	€602/tonne	SSG
02074151	-----Legs and cuts thereof	€724/tonne	€463/tonne	SSG
02074171	-----Other	€1,575/tonne	€1,008/tonne	SSG
02109020/ 02109939	Other meat, salted in brine, dried or smoked	24% ad valorem	15.4% ad valorem	
16023211	Uncooked poultry of heading 0105,other than turkey	€1355/tonne	€867/tonne	SSG
16023219	Turkey	10.9% ad valorem		

Source: European Communities Schedules for the Uruguay Round of Multilateral Trade Negotiations, GATT, 1994.

Figure 1: Salted poultry meat imports into the EU-15 between 1996 and 2003

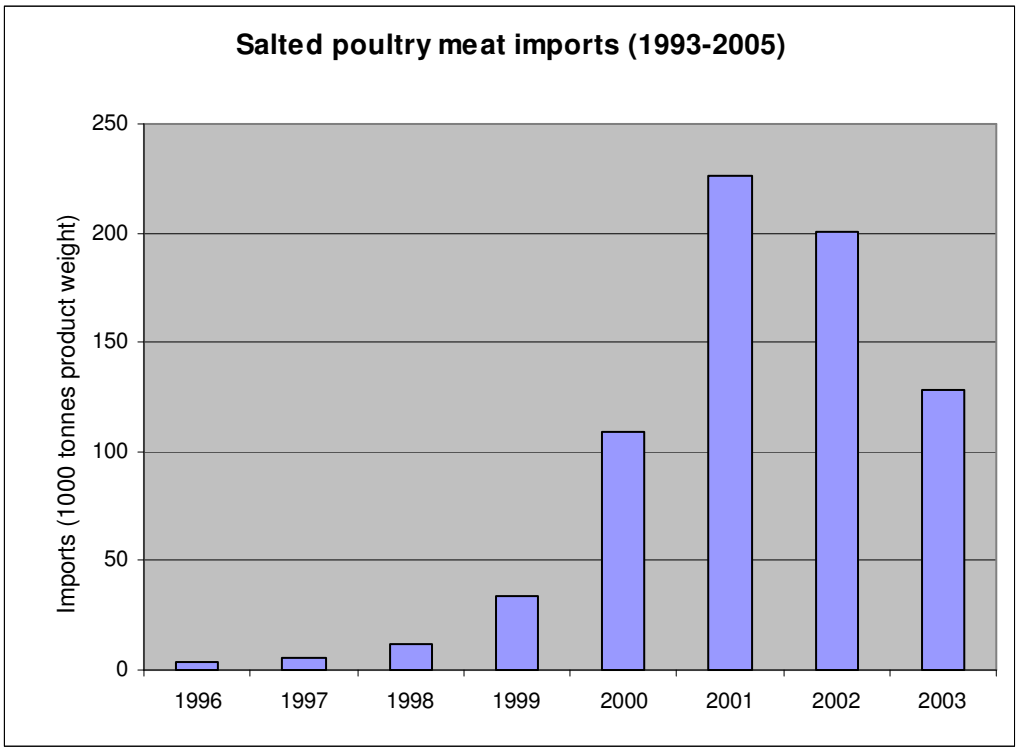

Source: DG Agriculture.
Note: This figure shows product code 02109939.

Annex 4: Technical comparison of electrical and controlled atmosphere stunning systems

The technical differences between electrical and controlled atmosphere stunning systems is presented below. The information here is summarised in tabular form in the main report.

A1.3. Throughput

The throughput of birds in any system depends on a number of factors which are independent of the method of stunning. Essentially throughput is related to the scale of the plant and is ultimately limited by the space for chilling following bleeding. However, controlled atmosphere stunning can, depending on the system[2], require more space for the stunning to take place and as a result, for the same size facility, less space would be available for chilling and this would limit throughput in a controlled atmosphere stunning plant. This means that for plants where expansion is not possible, a switch from electrical to controlled atmosphere stunning might entail a reduction in throughput.

The stunning technique does not therefore result in any direct difference in running costs as a result of throughput. However, indirectly this is likely to result in a larger building footprint for the same throughput and this will lead to higher investment costs for controlled atmosphere systems.

A1.4. Improved product quality

Equipment manufacturers, as might be expected, have different views on product quality according to the systems they produce. Before considering differences in product quality between electrical and controlled atmosphere stunning systems it is worth noting that the specifications of the systems being compared are often crucial in contextualising the results[3]. One manufacturer explained that comparisons are often made between controlled atmosphere stunning and a 50 Hz electrical stunner. Other electrical stunning techniques involving different frequency, current and duration can result in higher quality meat[4]. That said, manufacturers agreed that, at least in general terms, controlled atmosphere stunning results in certain advantages in terms of product quality.

The main advantage for controlled atmosphere stunning systems (and the experimental vacuum stunning system) relates to **wish bone and rib cage shattering, burst blood vessels and blood spots**. These can occur in some electrical stunning systems, but do not in controlled atmosphere stunning. Of course, the use of additional labour on the further processing line can result in a similar quality final product, but the process of cutting out blood spots and bone fragments incurs a labour cost and reduces

---

[2] A deep pit system rather than a conveyor system reduces the space requirements.

[3] For example, tipping live birds from transport modules onto a conveyor belt can result in scratches to the skin which can reduce carcass value and become a potential site for microbial infection. Whilst this process is necessary for all electrical stunning systems, some controlled atmosphere stunning systems allow stunning within transport crates thus eliminating this problem. However, other controlled atmosphere stunning systems still require the removal of birds from transport crates and therefore do not confer this advantage.

[4] Developments in electrical stunning systems in the US have resulted in a low voltage pulsed DC current followed by a constant low voltage AC current being used. This approach does not impact on meat quality and is used in some plants supplying McDonald's in both the US and the UK (McDonald's (2005) McDonald's Animal Welfare Feasibility Study Controlled Atmosphere Stunning for Broilers. Report prepared for McDonald's management by McDonald's animal welfare team. June, 2005.

the yield from breast fillets. This issue is of less importance in the whole bird market where blood spots and burst blood vessels are not visible.

A manufacturer producing only electrical stunning systems noted that although the **percentage of grade A fillets** produced using good quality electrical stunning systems would be very close to the percentage achieved using controlled atmosphere stunning systems, the latter system would have an advantage. The University of Bologna has conducted a meat quality comparison between controlled atmosphere stunning and electrical stunning and the results show that 80.0% of all meat resulting from controlled atmosphere stunning had no defect compared to just 37.5% of meat resulting from electrical stunning[5]. However, the type of electrical stunning used is not mentioned and this result should be interpreted with this in mind. Although not all manufacturers agree that this potential for improved product quality leads to higher financial return (and it may not when birds do not undergo further processing), this is at least the logical conclusion to draw where additional labour (and sometimes x-ray machinery) is required to trim fillets to remove bone fragments and blood spots. This also results in reduced fillet weight with a consequential impact on revenue. One manufacturer estimated that an argon/nitrogen gas mix results in a 1.5% yield benefit for fillets compared to electrical stunning[6].

Controlled atmosphere stunning systems are reported by equipment manufacturers to have a slight advantage in terms of **tenderness**[7] and the vacuum stunning system is also believed by proponents to show promise in this regard. Another manufacturer producing both types of stunning system stated that the controlled atmosphere system resulted in a slightly **higher meat yield** of between 0.05% and 0.1% per bird before any trimming takes place[8]. They also noted that this advantage could be increased to around 0.5% with the use of on-line maturation and de-boning and that therefore other parts of the process post-stun can confer greater yield benefits. This benefit in terms of cooked yield can be ten-fold when trimming is taken into account.

Maturation, the process during which the muscles relax, is essential to producing tender meat. UK retailers, for example, have stringent requirements in terms of the length of maturation to avoid tough and/or stringy meat. However, according to an equipment manufacturer, requirements for retailers in other Member States are often less prescribed. Controlled atmosphere stunning systems can, if an anoxic[9] gas mix is used, induce wing flap as brain control is lost[10]. This burns up residual oxygen, promotes the early onset of *rigor mortis* and results in early maturation of the meat. The same effect is induced by decapitation[11], but not following death by bleeding[12]. Some retailers require up to 14 hours

---

[5] Reported in Linco Food Systems Maxiload Live Bird Handling System sales literature (Linco produce both controlled atmosphere and electrical stunning systems).

[6] Based on a throughput of 8,000 birds an hour, an 8 hour day, a 2.2 kg bird and 27% breast meat, this equates to some 570 kg of extra breast meat per day, which is financially significant.

[7] See also Raj, A.B.M. (1999). "*Effect of stunning and slaughter methods on carcass and meat quality*". In: Richardson, R.I. and Mead, G.C. (eds) Poultry Meat Science, CABI (Pub) Vol. 25, pp 231-254 which reports that, in contrast to earlier work in this area, broilers stunned with argon-induced anoxia produced slightly more tender breast meat than those stunned with either 45% CO_2 in air or a 50 Hz, 107 mA per bird electrical current.

[8] Using the same assumptions as in footnote 6, this equates to between 19 and 38 kg of breast meat per day.

[9] Anoxic mixes kill by denying oxygen rather than increasing levels of other gases to toxic concentrations.

[10] According to McDonald's (McDonald's (2005) McDonald's Animal Welfare Feasibility Study Controlled Atmosphere Stunning for Broilers. Report prepared for McDonald's management by McDonald's animal welfare team. June, 2005) researchers differ on whether birds are still conscious when wing flap begins and, if conscious, whether the flapping is associated with distress or pain.

[11] Used more widely in the US than in the EU.

[12] It is possible to enhance maturation through the use of electrical stimulus at the chilling stage, irrespective of the stunning system used.

of maturation when electrical stunning is used, so early maturation using a controlled atmosphere stunning method can result in a fresher product. Controlled atmosphere stunned birds can be breast filleted around one hour after killing (as long as the proper temperature has been attained). Electrically stunned carcasses would require between three and five hours to obtain similar meat quality[13]. A side effect of early maturation is reduced chill time which provides a direct cost saving in terms of power required to chill and a marginal increase in revenue in that there is reduced moisture loss (of around 0.25%) during the chilling process.

Some equipment manufacturers state that controlled atmosphere and vacuum stunning methods result in **lighter and more consistent fillet colour**[14]. However, this is contested by other manufacturers who also point out that this depends to a great extent on the electrical stunning system used for comparison and on the use of other techniques unrelated to stunning which can also lead to improvements in product quality. Finally, the impact of any advantage in terms of lighter and more consistent meat colour in economic terms is considered marginal by these manufacturers.

In contrast to the potential advantages of controlled atmosphere stunning considered above, this method can, when anoxic gases are used, result in **wing tip damage** as a result of the induced wing flap. However, wing tip damage can also occur when birds are shackled live in electrical stunning systems and from pre-stun electric shocks[15], although the incidence and duration of wing flapping can be reduced through the use of breast comforters and low level or blue lighting[16]. Raj (1999) notes that wing flap damage arising in controlled atmosphere stunning is less severe than that induced by live shackling because of the differential nature of the wing flap that takes place[17]. Damage is especially likely to occur for larger birds and poses a particular problem in the US market where wing tips are a more important commodity than in the European market.

The sooner after death that **defeathering** takes place, the easier the process is. As *rigor mortis* sets in, the incidence of wing breakage and missed feathers increases. Electrical stunning systems usually allow defeathering within seven minutes of death whereas it takes longer to reach the defeathering stage using controlled atmosphere stunning because the process of stunning takes longer. This can confer a quality advantage on electrical stunning methods. That said, equipment manufacturers report that suitable modifications to the defeathering process in controlled atmosphere systems can reduce this advantage considerably.

Controlled atmosphere stunning using anoxic methods can lead to **prolonged product shelf-life** due to the slow rate of development of off-odours and discoloration[18]. However, some equipment manufacturers are sceptical about this. This results from faster bleeding, earlier defeathering and faster development of *rigor mortis*[19]. If longer shelf life is conferred through using this method, then there

---

[13] Summers, J. (no date) Gas Versus Electrical Stunning. Accessed from: http://www.poultryindustrycouncil.ca/Factsheets/Factsheets/fact14.htm.

[14] Nitrogen/argon gas mixtures offer the best fillet colour followed by a two-stage carbon dioxide process and then a nitrogen/carbon dioxide mix.

[15] Raj, A.B.M. (1999). "*Effect of stunning and slaughter methods on carcass and meat quality*". In: Richardson, R.I. and Mead, G.C. (eds) Poultry Meat Science, CABI (Pub) Vol. 25, pp 231-254.

[16] European Food Safety Authority (2004) Welfare Aspects Of Animal Stunning And Killing Methods. Scientific Report of the Scientific Panel for Animal Health and Welfare on a request from the Commission related to welfare aspects of animal stunning and killing methods. (Question N° EFSA-Q-2003-093). Accepted on the 15th of June 2004.

[17] Wing flap induced by live shackling results from tetanic muscle contraction whereas wing flap induced by anoxic stunning is driven by twitch contractions which is a similar process to flight and the bird is thus less likely to incur damage.

[18] Raj, M. personal communication.

[19] Summers, J. (no date) Gas Versus Electrical Stunning. Accessed from:

will be cost savings for retailers through reduced wastage, which should be passed back down the supply chain assuming reasonable price transmission in this direction[20].

A1.5. Retailers demands

Equipment manufacturers state that reduced stress on live birds results in more tender meat and longer product shelf-life. One manufacturer explained that the most significant driving force for slaughterhouses in terms of stunning method is the *perception* of animal welfare in the market[21]. If retailers and consumers believe that controlled atmosphere stunning is more animal welfare friendly than electrical stunning (whether on the basis of the stunning process itself or associated live-bird handling) then they may demand that slaughterhouses use this method. Failure to use stunning methods demanded by retailers could deny access to this lucrative market. Currently retailers and large food companies are not generally suggesting a preference for either stunning method, but many are examining the subject (for example, McDonalds and Tyson). That said, some UK retailers are now stating a preference for controlled atmosphere stunning, although they are yet to insist upon its use.

A1.6. Labour requirements

There are three main issues to consider in relation to the labour required for stunning and killing: quantity, quality and availability.

- **Labour quantity.** Clearly in absolute terms this depends on the scale of the plant and the degree of further processing undertaken, but, for plants with similar throughputs, there are some differences between controlled atmosphere and electrical stunning methods which derive from whether the birds are shackled whilst inanimate (controlled atmosphere and vacuum stunning) or live (electrical stunning). One equipment manufacture estimated that a 20% saving in labour requirement could be made where a workforce of five or more could be cut. Savings in relation to turkey processing are likely to be even greater, at around 80%.

  By way of example, one manufacturer noted that a shackling rate for live birds of between 1,500 and 1,700 per worker per hour is considered to be typical. With a workforce of five this implies a throughput of between 7,500 and 8,500 birds per hour. Using this manufacturer's controlled atmosphere system, one worker can shackle around 2,000 inanimate birds per hour[22] implying that a workforce of between 3.75 and 4.25 full-time equivalents would be able to maintain this level of throughput. However, it was pointed out that the relationship was not linear and that for workforces below this level it was not likely that any labour savings could be made whilst maintaining throughput.

  Another manufacturer suggested that the throughput provided in a plant using 10 workers and live shackling could be achieved by just 4 workers shackling inanimate birds. Part of the time saving relates to the design of the shackling equipment. For live shackling the birds have to be raised to a height of around 50cm to allow hanging clearance. When shackling inanimate birds the shackles

http://www.poultryindustrycouncil.ca/Factsheets/Factsheets/fact14.htm.

[20] Price transmission can be asymmetric meaning that while costs are passed in one direction, they may be passed with a lag or not at all in the other direction. This will depend on the balance of power in the supply chain.

[21] This perception may not be shared by others and may not be scientifically justified.

[22] Another manufacturer claimed that shackling speed could not be increased for inanimate birds, but this manufacturer was the only one with this opinion.

can be lower as there is no need for the birds to hang freely at the point of shackling[23]. This also reduces the physical demands on the workers as well as the time required to shackle each bird. A third manufacturer estimated that a 15% saving in labour requirements could be made at the shackling point in a controlled atmosphere plant and that this saving would increase with scale. Labour for live shackling is one of the best paid jobs in a slaughterhouse (as a result of the unpleasant operating conditions and physical demands). As such, any labour savings would be significant if they could be realised.

- **Labour quality.** Live shackling in electrical stunning systems is a difficult job that requires a significantly higher level of training than inanimate shackling, both in terms of worker safety and in order to ensure acceptable levels of animal welfare. One equipment manufacturer noted that inanimate shackling (in controlled atmosphere stunning systems), as well as being less physically demanding, could be carried out with virtually no training at all and labour is therefore cheaper. However, controlled atmosphere stunning systems do require trained staff to operate the controlled atmosphere chamber and cleaning staff may require a greater level of training than in electrical stunning systems. Greater skill is also required to identify birds that are dead on arrival.

- **Labour availability.** As stated above, live shackling is an unpleasant job that is carried out in low-level lighting in a noisy and dusty environment. Birds do not like being handled and will attempt to stop themselves being shackled upside down which adds to the physical demands of the job which are already high given the repetitive action and weight of the birds. Shackling inanimate birds in a controlled atmosphere stunning system may also take place in a controlled atmosphere to allow for the extraction of any residual gas in the feathers. Worker recruitment is increasingly becoming an issue. One manufacturer mentioned that in some Member States the difficulty in recruiting workers was one of the factors driving the uptake of controlled atmosphere stunning systems. A plant switching to inanimate shackling in the US noted a 75% decrease in turnover among hangers following the change in conditions[24]. Lower staff turnover will result in savings in recruitment costs as, at least in some Member States, recruitment of workers to carry out live shackling is becoming difficult.

Total labour requirement in a plant will depend on the extent of further processing undertaken. Whilst this is independent of the stunning method, there are some implications on further processing labour demand arising from the stunning system used. The impact of stunning method on product quality is considered above. Some of these differences have a knock-on impact in terms of labour demand. For example, the greater incidence of wish bone and rib cage shattering, blood spotting and burst blood vessels arising from electrical stunning systems requires additional labour, and hence incurs additional cost, in trimming operations.

Repairs and maintenance

Repairs and maintenance requirements are a function of equipment complexity and, because this is reflected in the initial purchase price, equipment manufacturers report that the cost of repairs and maintenance is usually considered to be a percentage of this. Controlled atmosphere stunning systems are more mechanically complex than electrical stunning systems, which leads to a higher initial investment cost and hence higher repair and maintenance costs. Based on the difference in purchase price, the cost of repairs and maintenance in controlled atmosphere stunning systems is likely to be between three and five times higher than in electrical stunning systems.

---

[23] The processing line then rises after the point of shackling to allow the birds to hang freely.

[24] Bagel, A. "*Stunning Results*". In Poultry. June-July, 2005.

Whilst most equipment manufacturers do not consider that there is any difference in reliability between the two systems, one pointed out that some controlled atmosphere stunning systems had electrical back-ups. However, this may be to allow a different stunning method to be used if desired.

That said, should a stoppage occur in a controlled atmosphere stunning system, the potential wastage is considerably higher than in a comparable electrical stunning system because more birds are between the killing point and the defeathering point and these birds would need to be discarded.

Equipment life span

The life span of stunning equipment differs according to make and also according to usage and is therefore highly variable. However, because controlled atmosphere stunning systems have more moving parts, they will generally need to be replaced before electrical stunning systems. The life span of electrical stunning systems for poultry is estimated by equipment manufacturers at between ten and fifteen years as a minimum. Although the life span of controlled atmosphere systems is not expected to be as long, it is acknowledged that there is insufficient experience of these systems to make a fully informed judgement. One manufacturer dissented from this view and noted that modern controlled atmosphere stunning plants for poultry would have the same life span as electrical stunning plants as long as they are installed and maintained properly. It is not possible to reach a judgement on any financial impact with the current level of knowledge of controlled atmosphere systems.

A1.7. Cleaning requirements

None of the interviewed equipment manufacturers suggested that slaughterhouses operate continuously, even at times of peak demand. All cleaning operations in all systems are therefore conducted in downtime and do not involve additional opportunity costs. Cleaning requirements, like repair and maintenance costs, are a function of complexity, which is reflected in the initial purchase price. On this basis the costs of cleaning a controlled atmosphere stunning system is likely to be between three and five times higher than those of cleaning an electrical system, not least because of the requirement to purge the unit of gas. The only equipment unique to an electrical stunning system is the water bath and cleaning this is fairly straightforward and takes a matter of minutes. In contrast, it takes around an hour to clean a typical size controlled atmosphere chamber. Cleaning requirements for vacuum stunning systems are likely to be similar to electrical stunning systems although feathers and other debris are removed from the chamber in operation.

A1.8. Power requirements

The use of power specifically for electrical stunning (as opposed to power for the whole plant) is considered by equipment manufacturers to be marginal. One manufacturer noted that no slaughterhouses appear to be concerned about the cost of power under either system.

A1.9. Birds dead on arrival

Birds which are dead on arrival need to be identified and removed before they enter the processing line. This is relatively straightforward in electrical stunning systems where the birds are shackled live. However, in controlled atmosphere and vacuum stunning systems where birds can remain in crates, dead birds are identified at the shackling point through the presence of *rigor mortis* and/or body temperature. Any birds that are not successfully identified at this point would be identified later as they will not bleed in the same way as a freshly dead bird. In systems where birds are removed from crates prior to stun, birds dead on arrival are identified and removed at this point. The difference between the systems is not considered likely to have any financial implications.

A1.10. Worker welfare

The differences in working environment for electrical and controlled atmosphere stunning systems have been noted above. Shackling live birds in an electrical stunning system is an unpleasant and physically demanding job which is undertaken in low light, noisy and dusty conditions. There is also a risk of injury from struggling birds; in the case of larger species there is potential for quite serious injury (and consequent compensation payments and sick leave). Based on a liveweight of 2.3 kg and an hourly work rate of between 1,500 and 1,700 birds, each worker raises the equivalent of between 3.45 and 3.91 tonnes by around 50 cm each hour. In contrast, workers shackling inanimate birds in a controlled atmosphere/vacuum stunning system are able to work in a quieter, less dusty atmosphere with full light (although ventilation may be required to remove gas trapped in feathers) and may not have to lift the birds at all[25] (a particular benefit when dealing with heavier chickens and especially turkeys[26]). According to one equipment manufacturer, the US is now seeing the first legal cases where workers are claiming compensation for damage to lungs as a result of working in this dusty atmosphere. This will provide an incentive for slaughterhouses to seek alternatives to live hanging.

There is little labour on the processing line in either system and no danger is posed to workers as long as safety procedures are followed. Controlled atmosphere stunning systems include air quality monitoring as a precaution and a trapped key system ensures that gas cannot be present in the stunning chamber when accessed by staff. Gas is discharged at least four metres into the atmosphere which ensures safe concentrations at ground level.

[25] Terry Fowler of Deans Foods in the UK noted that the introduction of controlled atmosphere stunning has helped Deans' ability to control staff welfare and makes working overtime and weekends more acceptable to employees. Accessed at: http://www.upc-online.org/slaughter/91104deanfoods.htm.

[26] Humane Society of the United States (2004) Controlled Atmosphere Killing for Chickens and Turkeys. September, 2004.

Annex 5: Final questionnaires to stakeholders

fcec

STUDY ON SLAUGHTER PRACTICES IN EU MEMBER STATES
(IN PREPARATION FOR THE REVISION OF DIRECTIVE 93/119/EC)
*****
SURVEY OF COMPETENT AUTHORITIES

Please return this questionnaire by email to survey@civic-consulting.de not later than

30.04.2007

(please return in Word format and do not convert to a pdf document)

INTRODUCTION

The Food Chain Evaluation Consortium (FCEC) has been commissioned by the European Commission to conduct research on stunning and killing practices in slaughterhouses and their economic, social and environmental consequences. The Commission is considering the revision of Directive 93/119/EC (on the protection of animals at the time of slaughter or killing) and will present a legislative proposal by 2007. In the light of this, Civic Consulting and Agra CEAS Consulting will, in close cooperation with European stakeholders, evaluate the current socio-economic situation in slaughterhouses and specify factors which affect animal welfare.

The information you provide through this questionnaire will be crucial in assessing the possible impacts of a revision of Directive 93/119/EC. We therefore greatly appreciate your contribution.

If you have any further questions, do not hesitate to contact:

Kristen Schubert (survey@civic-consulting.de) Phone: +49-30-2196-2295 Fax: +49-30-2196-2298

LOCATION DATA

1. Please identify your organisation:

a. Name of organisation:

Please specify

b. Organisation located in (country):

Please specify

c. Type of organisation:

☐ Competent authority

☐ Other

d. Questionnaire completed by (name of person, contact details):

Please specify

2. **How is it currently ensured in your country that animal welfare considerations are integrated in the development of restraining and stunning/killing equipment?** [1]

Please specify current practices and problems, if there are any

3. **How is it currently ensured in your country that slaughterhouse employees dealing with live animals are competent regarding animal welfare?** [2]

Please specify current practices and problems, if there are any

4. **Which of the following <u>operational measures/procedures</u> are – according to your knowledge – commonly in use in slaughterhouses in your country?**

	Operational measures / procedures	**Degree to which measure is commonly in use**				
		not common at all	**fairly uncommon**	**fairly common**	**very common**	**don't know**
A	Implementation of a plan of control for animal welfare aspects based on HACCP or a similar quality assurance system	☐	☐	☐	☐	☐
B	Assigning an employee to be responsible for overseeing animal welfare (such as an animal welfare officer)	☐	☐	☐	☐	☐
C	Procedure to check animals on their arrival as to identify weak animals	☐	☐	☐	☐	☐
D	Procedures to deal with animals being transported over eight hours	☐	☐	☐	☐	☐
E	Providing water to animals in lairages	☐	☐	☐	☐	☐
F	Providing feed to animals in lairages	☐	☐	☐	☐	☐
G	Procedures for isolating/prioritising the slaughter of fragile animals	☐	☐	☐	☐	☐
H	Keeping maintenance records of stunning equipment	☐	☐	☐	☐	☐
I	Video surveillance of stunning/bleeding area	☐	☐	☐	☐	☐
J	Presence of an employee at the bleeding line to ensure that all animals have been cut properly	☐	☐	☐	☐	☐
K	*Please specify other measures*	☐	☐	☐	☐	☐

Please indicate the most beneficial measure/procedure of the options listed above in terms of animal welfare (write only one letter, A-K, indicating the option)

[1] Article 6 of Directive 93/119/EC requires that <u>equipment for restraining, stunning or killing of animals</u> shall be adequately designed but no mechanism is requested to implement it.

[2] Article 7 of Directive 93/119/EC requires particular <u>competences of personnel handling live animals</u> at slaughterhouses but no mechanism is requested to implement it.

5. **Are there currently changes ongoing in the slaughterhouse industry (for any of the species - cattle, pigs, sheep, poultry) in your country regarding the stunning and killing systems used? (i.e., introduction of a new method or significantly change of the characteristics of an existing method)**

Yes ☐ No ☐ Don't know ☐

If yes, please specify

6. **Please estimate the percentage to which animals are slaughtered using the following methods.**

a. Please estimate the percentage of cattle and sheep slaughtered without prior stunning in your country or are stunned after the cut.

Methods	**Calves** (up to 8 months)	**Adult cattle**	**Lamb**	**Sheep**	**Poultry**
Stunning					
Stunning applied prior to cutting/bleeding	..... %	..... %	..... %	..... %	..... %
No stunning applied prior to cutting, but animal is stunned directly after the cut	..... %	..... %	..... %	..... %	..... %
No stunning applied at all	..... %	..... %	..... %	..... %	..... %
Total	*100%*	*100%*	*100%*	*100%*	*100%*
Comments					

b. Please estimate the percentage of cattle slaughtered in your country using a rotating casting pen as a restraint mechanism.

	Calves (up to 8 months)	**Adult cattle**
A rotating casting pen, placing cattle on their back or on their side for ritual slaughter	..... %	..... %
Other restraints or no restraint	..... %	..... %
Total	*100%*	*100%*
Comments		

7. **What is the number of slaughterhouses officially registered in your country?**

a. What is the number of slaughterhouses that are approved by the competent authority according to Regulation (EC) No 853/2004 laying down specific rules for food of animal origin?

Please specify

b. What is the total number of all slaughterhouses officially registered in your country based on relevant EU or national legislation (in case these are more than the number given in 7a)?

Please specify

fcec

STUDY ON SLAUGHTER PRACTICES IN EU MEMBER STATES
(IN PREPARATION FOR THE REVISION OF DIRECTIVE 93/119/EC)
*****
FCEC SURVEY OF SLAUGHTERHOUSE OPERATORS (POULTRY)

Please return this questionnaire by email to your national association from which you have received it before 20.12.2006

INTRODUCTION

The Food Chain Evaluation Consortium (FCEC) has been commissioned by the European Commission to conduct research on stunning and killing practices in slaughterhouses and their economic, social and environmental consequences. The Commission is considering the revision of Directive 93/119/EC (on the protection of animals at the time of slaughter or killing) and will present a legislative proposal by 2007. In the light of this, Civic Consulting and Agra CEAS Consulting of the FCEC will, in close co-operation with European stakeholders, evaluate the current socio-economic situation in slaughterhouses and specify factors which affect animal welfare. Please note the following when filling in the questionnaire:

- The term "plant" in this questionnaire refers to the slaughterhouse identified in Question 1 (below). As the results of the survey will only be used in an aggregated manner, your questionnaire will only be identified by a code assigned to you by your national association of slaughterhouse operators. Your answers will therefore be anonymous to the consultants;
- The scope of questionnaire is only concerned with chicken and turkey; all other types of poultry are not relevant for this analysis;
- If your company operates more than one slaughterhouse, please fill in one questionnaire per plant;
- Section I of the questionnaire only applies to the main species slaughtered in your plant. All other sections relate to all birds slaughtered (chicken or turkey).
- The Annex provides an overview of slaughter methods and their definitions used in this survey;
- This questionnaire is available in English, German, and French.

The information you provide through this questionnaire will be crucial in assessing the possible impacts of a revision of Directive 93/119/EC. It is your chance to make your views count. We therefore greatly appreciate your contribution.

If you have any further questions, do not hesitate to contact either your national association or:

Kristen Schubert **(survey@civic-consulting.de)** **Phone: +49-30-2196 2295 Fax: +49-30-2196-2298**

LOCATION DATA

1. Please identify your slaughterhouse:

a. Slaughterhouse located in (country):

Please specify

b. Identification code for your slaughterhouse (assigned to each plant by your national association of slaughterhouse operators):

Please specify

I. PRODUCTION AND RELATED COST ISSUES

2. What is the main species slaughtered at your plant (only one answer possible):

Chicken ☐
Turkey ☐

All questions about "bird(s)" in this section refer only to the main species that you have selected here.

3. Which other species are slaughtered at your plant (mark all that apply):

Chicken ☐
Spent hens ☐
Turkey ☐
Duck ☐
Geese ☐
Guinea Fowl ☐
Other *Please specify*

4. Please provide data on the capacity of your slaughterhouse:

a. How many slaughter lines do you have?

Please indicate number of slaughter lines

b. What is the total annual output (number of chicken or turkeys slaughtered at this slaughterhouse)?

< 2,000,000 ☐
2,000,000 - 3,999,999 ☐
4,000,000 - 5,999,999 ☐
6,000,000 - 7,999,999 ☐
8,000,000 - 9,999,999 ☐
10,000,000 - 11,999,999 ☐
12,000,000 - 13,999,999 ☐
14,000,000 - 15,999,999 ☐
16,000,000 - 17,999,999 ☐
18,000,000 - 19,999,999 ☐
20,000,000 - 21,999,999 ☐
22,000,000 - 23,999,999 ☐
24,000,000 - 25,999,999 ☐
> 26,000,000 ☐

c. What is the average slaughter weight (kilograms slaughter weight per bird)?

Please indicate average slaughter weight

The following questions only refer to costs in the whole bird area

5. Please provide data about the costs that you incur in producing whole birds.

a. The data in this section refers to:

2005 ☐ 2004 ☐

b. If the price at which you produce a whole bird and its by-products were 100, what proportion of this would be accounted for by the following stages? Please indicate the percentage you consider realistic for each element including all inputs such as labour, electricity, gas, water, depreciation of machinery (excluding the processing line which should be included with the building), overhead, etc.:

	Production stage		Percent
ba	Transport costs to your slaughterhouse		..... %
bb	Costs of reception/lairaging (including associated personnel, machinery, power and water costs)		..... %
bc	Cost of shackling birds (dead or alive) (including associated personnel, machinery and power costs)		..... %
bd	Cost of stunning (please answer only for the method in use in your slaughterhouse) (including associated personnel, machinery, power and water costs)	a) Waterbath	..... %
be		b) Gas	..... %
bf	Cost of bleeding (including associated personnel, machinery and power costs)		..... %
bg	Cost of further steps of the slaughter chain until after the first chilling has been completed (including, defeathering, evisceration, veterinary control, washing, first chilling) (including associated personnel, machinery, power and water costs)		..... %
bh	Waste disposal (whole bird area) (including associated personnel, machinery, power and water costs)		..... %
bi	Cleaning (whole bird area) (including associated personnel, machinery, power and water costs)		..... %
bj	Cost of depreciation of building[1] and processing line		..... %
bk	TOTAL PRODUCTION COST OF WHOLE CHICKEN IN PERCENT (summation of all production costs should equal 100)		**100%**

NOTE: All production costs after production of chilled whole carcass are not relevant for this analysis and should not be included

Comments

c. What are the costs that you incur in producing a whole bird including its by-products? (i.e., the cost price of a whole prepared bird and its by-products, excluding your profit margin and the purchase price of the bird)?

Please indicate euro per bird

6. We would also like to understand the significance of different cost elements that you have listed above, (the cost of labour, electricity, etc.) from the point of entry into the slaughterhouse up until end of the first chilling.

[1] Please allocate the proportion of your building depreciation cost that relates to the process from reception to first chilling (i.e. excluding further processing).

a. What was your total employment cost in this year related to the production steps listed in 5b?

Please provide total costs in euro per year

b. What was your total cost of waste disposal (including by-products) in this year relating to the production steps listed in 5b?

Please provide total costs in euro per year

c. What was your total cost of official veterinary control at your plant[2] (including the proportion of cost of any staff assisting officials if relevant) relating to the production steps listed in 5b?

Please provide total costs in euro per year

d. What was your total electricity costs in this year related to the production steps listed in 5b?

Please provide total costs in euro per year

e. What was your total gas cost in this year related to the production steps listed in 5b?

Please provide total costs in euro per year

f. What was your total additional input costs (e.g., water) in this year related to the production steps listed in 5b?

Please provide total costs in euro per year

g. What was your total equipment depreciation and repairs/maintenance in this year related to the production steps listed in 5b?

Please provide total costs in euro per year

h. What was your total building depreciation and repairs/maintenance in this year related to the production steps listed in 5b?

Please provide total costs in euro per year

i. In which year was your stunning machinery installed or significantly modified?

Please specify

[2] Mark zero if this cost is borne by the competent authorities.

II. STAFF TRAINING

The following questions refer to employment practices and only concern employees who are working in the part of the slaughterhouse where the birds are still alive. Employees engaged in professional activities after the birds are slaughtered are not relevant here.

7. Are your employees appointed with the handling of birds trained with respect to animal welfare?

Yes ☐ No ☐

If yes:

a. Please mark in which of the following areas must employees be specifically trained regarding animal welfare and how many hours they were trained? (Only applies for employees working in that area).

Work area	**Yes**	**How many hours training in the last 12 months** (Total of practical and theoretical training)
Unloading animals to lairage facilities	☐	..... *hours per employee*
Handling animals from lairage to stunning facilities	☐	..... *hours per employee*
Shackling to Stunning	☐	..... *hours per employee*
Bleeding	☐	..... *hours per employee*

b. Is this training done:

Internally ☐ Externally ☐

c. Is this training with or without attestation, certification or diploma at the end of the training?

With ☐ Without ☐

d. Is this training legally required or voluntary?

Legally required ☐ Voluntary ☐

e. Is this training formally approved by the competent authority?

Yes ☐ No ☐

Further comments

8. Please assess impacts of the training measures that you implement?

	Training measures implemented have impact on …	very significant negative impact	fairly significant negative impact	remain similar	fairly significant positive impact	very significant positive impact
a	*Animal welfare*	☐	☐	☐	☐	☐
b	*Meat quality*	☐	☐	☐	☐	☐
c	*Production costs*	☐	☐	☐	☐	☐
d	*Competitiveness of operation*	☐	☐	☐	☐	☐
e	*Occupational safety*	☐	☐	☐	☐	☐
f	*Environment*	☐	☐	☐	☐	☐

Not marked = Don't know

Please specify any significant impact

III. OPERATIONAL PROCEDURES

9. What is your point of reference for "good animal welfare practices" at your slaughterhouse?

- ☐ National legislation
- ☐ Code of good practice of European association of slaughterhouses or other relevant European/international body
- ☐ Code of good practice of national association of slaughterhouses or other relevant national body
- ☐ Own company code of good practice
- ☐ Animal welfare organisation code of practice
- ☐ Requirements of clients
- ☐ Equipment manufacturers recommendations
- ☐ Other

Please specify the piece of legislation and/or code of practice that is your frame of reference

10. Please mark with "yes" the animal welfare operational measures / procedures that you currently have implemented in your plant? If yes, please assess the costs of the measure.

	Operational measures / procedures	**Yes**	**If yes, please assess how costly the procedure /measure is**					
			--- very costly	**--** fairly costly	**-** slightly costly	O no costs	**+** savings	**Don't know**
A	Implementation of a plan of control for animal welfare aspects based on HACCP or a similar method	☐	☐	☐	☐	☐	☐	☐
B	Assigning an employee to be responsible for overseeing animal welfare (such as an animal welfare officer)	☐	☐	☐	☐	☐	☐	☐
C	Procedure to check birds on their arrival to identify weak birds	☐	☐	☐	☐	☐	☐	☐
D	Procedure to deal with birds being transported over twelve hours	☐	☐	☐	☐	☐	☐	☐
E	Providing water to birds in lairages	☐	☐	☐	☐	☐	☐	☐
F	Providing feed to birds in lairages	☐	☐	☐	☐	☐	☐	☐
G	Video surveillance of stunning/bleeding area	☐	☐	☐	☐	☐	☐	☐
H	Procedures for isolating/prioritising the slaughter of fragile or small birds	☐	☐	☐	☐	☐	☐	☐
I	Keeping maintenance records of stunning equipments	☐	☐	☐	☐	☐	☐	☐
J	Presence of an employee at the bleeding line to ensure that all birds have been cut properly	☐	☐	☐	☐	☐	☐	☐
K	*Please specify other measures*	☐	☐	☐	☐	☐	☐	☐

Comments

11. Please indicate the most beneficial operational procedure of the options listed in Question 10 (please write only one letter, A-K, indicating the option)?

Please list the most beneficial procedure from Question 10

12. Please assess impacts of the measure listed as most beneficial for animal welfare by you in Question 11?

	Operational measure implemented has impact on …	very significant negative impact	fairly significant negative impact	remain similar	fairly significant positive impact	very significant positive impact
a	*Meat quality*	☐	☐	☐	☐	☐
b	*Competitiveness of operation*	☐	☐	☐	☐	☐
c	*Occupational safety*	☐	☐	☐	☐	☐
d	*Environment*	☐	☐	☐	☐	☐

Not marked = Don't know

Please specify any significant impact

13. What are the indicators that you currently monitor in your plant and how often is each monitored?

	Animal welfare indicators	**Yes**	**Frequency (times per week)**
a	Atmospheric parameters at lairage (temperature, humidity, air flow, noise level, light intensity, water consumption, etc.)	☐	..... *times per week*
b	Waiting time between reception and the beginning of the slaughtering procedure	☐	..... *times per week*
c	Amount of time birds spend in shackles before stunning	☐	..... *times per week*
d	Competence of employees working with live birds regarding animal welfare	☐	..... *times per week*
e	Correct application of electrical stunning apparatus	☐	..... *times per week*
f	Frequency of ineffective stunning (i.e., number of cases in which a second stun is required)	☐	..... *times per week*
g	Insensitivity of birds after stunning	☐	..... *times per week*
h	Time between stunning and bleeding	☐	..... *times per week*
i	Meat quality (pH, DFD, PSE, blood splashes, bone fractures)	☐	..... *times per week*
j	Skin quality	☐	..... *times per week*
k	Please specify other indicators	☐	..... *times per week*

Comments

14. How do you monitor the effectiveness of the stun?

a. Please mark how your slaughterhouse monitors the effectiveness of the stun:

a ☐ No direct monitoring
b ☐ Sign of recovery after stunning
c ☐ Sign of recovery after bleeding
d ☐ Indirect monitoring through technical parameters (e.g., electrical)

b. Please specify what percentage of birds are actually monitored for the effectiveness of stun:

Please specify

c. Do you systematically record the results of your monitoring activity described in questions 14a and 14b:

Yes ☐ No ☐

d. If yes, could you please provide your average percentage of unsuccessful stunning:

Please specify

15. Do you have regular cleaning and maintenance schedules for your stunning equipment?

a. A regular cleaning schedule for stunning equipment:

Yes ☐ No ☐

If yes, please specify the frequency of cleaning:

Hourly	Daily	Weekly	Monthly	Quarterly	Don't know
☐	☐	☐	☐	☐	☐

b. A regular maintenance schedule for stunning equipment:

Yes ☐ No ☐

If yes, please specify the frequency of maintenance:

Daily	Weekly	Monthly	Quarterly	Yearly	Don't know
☐	☐	☐	☐	☐	☐

16. Please mark outside parties that perform a specific audit regarding animal welfare and list the frequency with which you are audited?

	Outside party	Yes	Frequency (if marked yes)
a	Veterinary authority	☐	..... *times per year*
b	Clients	☐	..... *times per year*
c	Animal welfare groups	☐	..... *times per year*
d	Independent auditor	☐	..... *times per year*
e	*If other, please specify*	☐	..... *times per year*

IV. DESIGN OF EQUIPMENT

17. Please mark with "yes" the technology which has actively been implemented in your plant primarily for the sake of animal welfare during the last 10 years? If yes, please assess the costs of the measure.

	Technology	Yes	If yes, please assess how costly that has been					
			--- very costly	-- fairly costly	- slightly costly	0 no costs	+ savings	Don't know
A	Modules limiting human handling off the truck as opposed to crates	☐	☐	☐	☐	☐	☐	☐
B	Appropriate ventilation equipment in lairage facilities	☐	☐	☐	☐	☐	☐	☐
C	Violet/blue lighting or low lighting (5 lux or lower)	☐	☐	☐	☐	☐	☐	☐
D	Plastic or rubber curtains along the line (i.e., breast comforting plates)	☐	☐	☐	☐	☐	☐	☐
E	Dipping shackling line (water bath stunners)	☐	☐	☐	☐	☐	☐	☐
F	Electrically isolated "entry ramp" (water bath stunners)	☐	☐	☐	☐	☐	☐	☐
G	Shackle lines accommodate different bird sizes (water bath stunners)	☐	☐	☐	☐	☐	☐	☐
H	Increase bath conductivity by the use of salted solution	☐	☐	☐	☐	☐	☐	☐
I	Maximum shackle duration before the bath	☐	☐	☐	☐	☐	☐	☐
J	*Please specify other measures*	☐	☐	☐	☐	☐	☐	☐

Comments

18. Please indicate the most beneficial design measure of the options listed in Question 17 (please write only one letter, A-J, indicating the option)?

Please list the most beneficial measure from Question 17

19. Please assess impacts of the measure listed as most beneficial for animal welfare by you in Question 18?

	Operational measure implemented has impact on …	very significant negative impact	fairly significant negative impact	remain similar	fairly significant positive impact	very significant positive impact
a	*Meat quality*	☐	☐	☐	☐	☐
b	*Competitiveness of operation*	☐	☐	☐	☐	☐
c	*Occupational safety*	☐	☐	☐	☐	☐
d	*Environment*	☐	☐	☐	☐	☐

Not marked = Don't know

Please specify any significant impact

V. SLAUGHTER OPERATION

The following questions are relevant for all birds slaughtered in your plant (chicken or turkey).

20. Please mark which restraining/shackling mechanism most describes the method in use at your plant?

a	Birds stunned in containers and shackled unconscious	☐
b	Birds emptied out of containers, stunned, shackled unconscious	☐
c	Shackled conscious	☐
d	Other	☐

If other, please specify

21. Please mark the main stunning/bleeding methods in use for the different species/types of poultry in your slaughterhouse (not including religious slaughter).

a. Methods currently in use:

	Methods		Chicken		Turkeys	
			Method in use	*Back-up* method*	*Method in use*	*Back-up* method*
	Stunning					
aa	Electrical	*Head-only stunning*	☐	☐	☐	☐
ab		*Waterbath stunning (reversible method, above 200 Hz)*	☐	☐	☐	☐
ac		*Waterbath stun/killing (irreversible method, around 50-60 Hz)*	☐	☐	☐	☐
ad	Gas	*Gas stunning*	☐	☐	☐	☐
ae		*Gas stun/killing*	☐	☐	☐	☐
af	Neck Dislocation		☐	☐	☐	☐
ag	Other		☐	☐	☐	☐
	Bleeding					
ah	Neck cutting	*1 carotid artery cut and 1 external jugular vein cut*	☐	☐	☐	☐
ai		*2 carotid arteries cut*	☐	☐	☐	☐
aj		*1 jugular vein cut*	☐	☐	☐	☐
ak	Decapitation		☐	☐	☐	☐
al	Other		☐	☐	☐	☐

* Back-up method (if applicable): to be employed in case of emergency, failure of another method, etc.
Note: For definition of methods see Annex

If other, please specify

b. Is your main stunning method automated (i.e., no human intervention during the restraining and stunning process)?

Yes ☐ No ☐

c. Is your main bleeding method automated (i.e., no human intervention during the bleeding process)?

Yes ☐ No ☐

22. Do you apply ritual slaughter?

Yes ☐ No ☐

If your answer is yes:

a. What percentage of birds is ritually slaughtered at your plant without prior stunning?

Please specify

23. If using electric stunning technology (if using gas, please proceed to Question 24)**:**

a. What are the details of the electric stun per bird (i.e., average frequency, output voltage, output current, and minimum application time)?

	Species	**Type of stunner:**		**Frequency (per bird)**	**Voltage* (per bird)**	**Current* (per bird)**	**Minimum time of application (per bird)**	**Maximum stun-to-stick interval**
		constant current	**constant voltage**	**(Hz)**	**(V)**	**(mA)**	**(sec)**	**(sec)**
aa	**Chicken**	☐	☐	..... Hz	 V	..... mA	..... sec	..... sec
ab	**Turkeys**	☐	☐	..... Hz	 V	..... mA	..... sec	..... sec

*Notes: Please leave Voltage blank if you apply a constant current stun. Please leave Current blank if you apply a constant voltage stun.

Additional comments

b. The electrical stunning system is equipped with a signal which indicates:

	System equipped with signals indicating …	**Yes**	**No**	**Don't know**
ba	Interruption of stunning	☐	☐	☐
bb	Insufficient duration of application	☐	☐	☐
bc	Excessive increase in the electrical resistance in the circuit	☐	☐	☐
bd	Voltage	☐	☐	☐
be	Current	☐	☐	☐
bf	Other	☐	☐	☐

If other, please specify

c. Are these signals in Question b:

Audio ☐ Visual ☐ Both ☐

d. Do you record electrical parameters during the stun:

Yes, for each bird ☐ Yes, but not for each bird ☐ No ☐

Please specify technology

e. If yes, which electrical parameters do you record?

Please specify

f. Where stunning parameters are not systemically recorded, what kind of sampling procedure do you use (e.g., percentage of each lot):

Please specify

g. Do you use an electrical stunning calibrator[1]:

Yes ☐ No ☐

h. If using electric stunning calibration, how often at least do you calibrate your equipment:

Daily	Weekly	Monthly	Quarterly	Yearly	Don't know
☐	☐	☐	☐	☐	☐

i. Which measures related to the stunning method used have been taken with regard to occupational safety of your workforce?

Measure	**Voluntary**	**Mandatory**
Please specify	☐	☐
Please specify	☐	☐
Please specify	☐	☐

j. Which measures related to the stunning method used have been taken with regard to the protection of the environment?

Measure	**Voluntary**	**Mandatory**
Please specify	☐	☐
Please specify	☐	☐
Please specify	☐	☐

[1] Device used to test that the electrical parameters (voltage, frequency, and current) are as desired or to determine whether an adjustment to the stunning equipment is necessary.

24. If using gas stunning technology:

Which gas concentrations do you use, for how long, and for how many birds?

a. First step:

	Species	% CO_2	% N_2	% O_2	% Argon	Average length of exposure of bird to gas (sec)	How many birds are exposed at the same time?
aa	Chicken	..... %	..... %	..... %	..... %	..... sec	..... Number of birds
ab	Turkeys	..... %	..... %	..... %	..... %	..... sec	..... Number of birds

b. Second step (if relevant):

	Species	% CO_2	% N_2	% O_2	% Argon	Average length of exposure of bird to gas (sec)	How many birds are exposed at the same time?
ba	Chicken	..... %	..... %	..... %	..... %	..... sec	..... Number of birds
bb	Turkeys	..... %	..... %	..... %	..... %	..... sec	..... Number of birds

c. Do you record the above parameters listed in (a) and (b) and how frequently?

Please specify

d. What is the maximum stun-to-stick interval after stunning?

	Species	Maximum stun-to-stick interval (sec)
da	Chicken	..... sec
db	Turkeys	..... sec

e. Which measures related to the stunning method used have been taken with regard to occupational safety of your workforce?

Measure	Voluntary	Mandatory
Please specify	☐	☐
Please specify	☐	☐
Please specify	☐	☐

f. Which measures related to the stunning method used have been taken with regard to the protection of the environment?

Measure	Voluntary	Mandatory
Please specify	☐	☐
Please specify	☐	☐
Please specify	☐	☐

25. Do you plan to change your stunning method for your main species in the next five years (i.e., will you introduce a new stunning method or significantly change the characteristics of the existing method)?

Yes ☐ No ☐ Don't know ☐

If yes:

a. Please mark which kind of stunning system:

Electric system ☐
Gas system ☐

b. Please specify which system will be introduced (e.g., electrocution, gas stunning with CO_2, argon, etc):

Please specify

c. What are your reasons for such a change (economic, meat quality, worker safety, animal welfare, legislative, consumer demands, etc.):

Please specify

d. How do you expect your costs of production referred to under Question 5 will change once you have implemented this new stunning method (including depreciated investment costs):

Decrease very significantly (savings > 10%)	Decrease fairly significantly (savings of 5% - 9%)	Remain similar (+/- 4% change)	Increase fairly significantly (costs increase 5% - 9%)	Increase very significantly (costs increase >10%)
☐	☐	☐	☐	☐

Please specify

If you are not introducing a new method:

e. Why have you decided not to change your current stunning method?:

☐ Current method is satisfactory
☐ Not financially capable of investing in a new method
☐ Production costs with new system will be too high
☐ Other

f. If other, please specify:

Please specify

Annex 6: Results of surveys

SURVEY OF COMPETENT AUTHORITES
19 responses

2. How is it currently ensured in your country that animal welfare considerations are integrated in the development of restraining and stunning/killing equipment? [1]

Country	How is it currently ensured in your country that animal welfare considerations are integrated in the development of restraining and stunning/killing equipment?
Austria	Die Tierschutzschlachtverordnung im BGBl II 2004/488 regelt die Vorgaben über die Ausstattung.
Belgium	No
Cyprus	The restraining, stunning and killing equipment is regularly checked, maintained and kept in good condition. Furthermore the personnel handling this equipment is under the relevant instructions of the veterinarian who is responsible for the ante-mortem examination.
Czech Republic	We inform the stakeholders about the provisions of EU legislation as well as future trends (seminars, publication on web-site, web links). The instruction "RECOMMENDATION OF THE COMMITTEE FOR WELFARE OF FARM ANIMALS FOR PROTECTION OF ANIMALS INTENDED FOR SLAUGHTER No. 1/2006" based on principles of the EFSA opinion and provisions of the Czech Republic has been edited by the Central Commission for Animal Welfare on 25 June 2006. The instruction contains also recommendation for stunning and bleeding of animals, using and maintenance and routine checks of stunning devices. According to Art. 6 of Directive 93/119/EC and the Czech national legislation (Act. No. 246/1992 Coll., as amended, hereinafter The Welfare Act) instruments, materials, restraint, equipment and facilities used for stunning, killing or euthanasia of animals shall be constructed, maintained and used in such a way that these actions are carried out fast and effectively. Operator of the slaughterhouse shall provide for the maintenance and regular checks of the instruments, materials, equipment and facilities used for restraining, stunning, killing or euthanasia of animals. The operator shall keep the records of such checks over the period of 3 years and make them available to the competent animal welfare authority upon request. The verification of restraining and stunning/killing equipment is included in approval procedure of a slaughterhouse as well as regular inspections by the official veterinarians competent for animal welfare issues.
Denmark	According to Article 13, subsection 1 of the Danish Act on the Welfare of Animals (Act no. 344 of 13 May 2005), any person, who wishes to kill an animal, has to make sure, that the animal is killed as quickly and as painlessly as possible. Killing by drowning may not take place. The Danish Ministry of Justice has issued an Executive Order on the Slaughtering and Killing of Animals (Executive Order no. 1037 of 14 December 1994 with later amendments). The Order adopts the Directive 93/119/EEC. But the following provisions in the Order go beyond Directive 93/119/EEC: - Article 1, subsection 1, second sentence - extending of the scope of application to horses, dog and cats. - Article 2, subsection 8 - day-old chicks are defined as all poultry less than 72 hours of age, which have not yet been feed. - Article 4 on children under 14 years of age - Article 7 on religious slaughter - Article 13 on requirements for the persons killing of slaughtering animals - Article 15 on bolt pistols in swine stocks - Article 25, fifth sentence on the use of instruments administering electrical shocks - Article 31, third and fourth sentence on lactating animals - Article 37 on slaughtering of ratites

[1] Article 6 of Directive 93/119/EC requires that equipment for restraining, stunning or killing of animals shall be adequately designed but no mechanism is requested to implement it.

	- Article 48, subsection 1, on stunning of ratites The Danish Parliament has passed the Act no. 269 of 21 April 2004 on prohibition on slaughter and killing of pregnant animals kept for farming purposes and horses in the last tenth part of the pregnancy period The Danish Veterinary and Food Administration Circular of 23 December 1988 on stunning of Animals for slaughter prescribes some requirements for technical procedures in relation to fixation of animals and stunning methods to be used as well as requirements for pre-approval of stunning equipment. The Council of Europe Recommendation no. R (91) of 17 June 1991 on the slaughter of animals has been distributed to all the Regional Veterinary and Food Administration Centre inspectors who carry out inspections in the slaughterhouses.
Estonia	The person responsible for animal welfare in slaughterhouse regularly checks the compliance of stunning and slaughtering means including their being in working order. Pursuant to Directive of the Director General of the Veterinary and Food Board, the animal health and/or animal protection expert also checks annually (more frequently if deficiencies are detected in post-inspection) the compliance of stunning and slaughtering means during general inspection of the slaughterhouse, including their being in working order. There must also be another stunning means in a slaughterhouse complying with the requirements.
Finland	Development of new equipments is usually made together with slaughterhouses and official veterinarians of the slaughterhouse.
Germany	In development of new methods for restraining, stunning or killing animals field tests in slaughterhouses are common. To fulfil the animal welfare requirements of law (Tierschutz-Schlachtverordnung) Certificates of exemption are issued by the competent authority during scientific investigation of new methods for restraining, stunning or killing of slaughter animals in practical surrounding in slaughterhouses.
Hungary	In the approval procedure all the animal health, animal welfare and food hygiene conditions are enforced as our authority is in charge to issue operational licenses of slaughterhouses. However, no building permits allowed to be issued unless preliminary professional endorsement of our authority. In case of any change on the slaughterhouse demanded on own initiative or as a consequence of an inspection a permit given by our authority is required.
Italy	On 7 December 2006 the Italian Ministry of Health issued a check-list addressed to the local competent authorities (Local Health Units - ASLs). This check-list was aimed at facilitating the verification of implementation of animal welfare standards by veterinary officers in slaughterhouses. Moreover, the check list also addresses the compliance of facilities and equipment with animal welfare standards as regards stunning and killing.
Luxembourg	By official rules
Poland	According to Regulation of MARD of 09.09.2004 on qualifications of person authorised for professional slaughter and conditions and methods of slaughter and killing animals: 1. The design and facilities, as well as equipment of slaughterhouses, shall be such as to spare animals any avoidable excitement, pain or suffering. 2. The instruments, equipment and installations used for stunning or killing of animals must be designed, constructed, maintained and used in such a way as to achieve rapid and effective stunning or killing. 3. Suitable additional equipment and instruments must be kept at the place of slaughter for emergency use. 4. The equipment and instruments referred to in paragraph 3 shall be inspected each time before slaughtering
Portugal	The equipment is approved in the same moment of the approval of the slaughterhouse.
Slovenia	National legislation is laying down that the stunning/killing/slaughter equipment must be designed, manufactured and maintained in such a way as to enable the rapid and effective stunning and slaughter. At approval of establishments, the compliance with certain animal welfare requirements for the restraint and stunning equipment is verified, among other things.

	As there are no stunning equipment producers in Slovenia, the business operators are purchasing foreign-made equipment. Compliance of the restraint equipment, which is frequently modified by the business operators, is verified within the regular official controls and auditing. With regard to killing equipment, recommendations contained in the Opinion of the Scientific Panel on Animal Health and Welfare related to welfare aspects of the main systems of stunning and killing the main commercial species of animals - (Question N EFSA-Q-2003-093), and the Report of the Scientific Veterinary Committee of 30 September 1997 - The Killing of Animals for Disease Control Purposes, were to be taken into account in designing and making the killing instruments (portable stunning/killing tongs).
Spain	Los S.V.O realizan inspecciones para autorizar el funcionamiento del matadero. Los fabricantes conocen la normativa vigente y se ajustan a ello.
Sweden	The methods allowing for restraining and stunning/killing animals are regulated in the legal text DFS 2004:12. Any new methods have to be approved by the central animal welfare authority before they may be put into practice. The local competent authority (municipality animal welfare inspectors) and the Official Veterinarian(-s) at the slaughterhouse both have the responsibility to inspect this type of equipment and ensure that it complies with the legal requirements.
The Netherlands	The development industry has the legal knowledge of RL 93/119 and national animal welfare laws, locally the official veterinarian is often consulted too when new equipment will be installed
UK - Great Britain	The Defra R&D programme includes work to assess the pre-slaughter handling, stunning, slaughter and killing of farmed livestock, fish and poultry to determine the efficacy of existing and novel practices, and the development of alternative or novel systems for use both inside and outside of slaughterhouses.
United Kingdom - Northern Ireland	DARD involves itself with the FBO in the design and development stage of establishment approval. In a new establishment approval is not recommended until animal welfare concerns have been addressed. To date, the industry have co-operated with this approach and formal enforcement has never been tested.

3. How is it currently ensured in your country that slaughterhouse employees dealing with live animals are competent regarding animal welfare? [2]

Country	How is it currently ensured in your country that slaughterhouse employees dealing with live animals are competent regarding animal welfare?
Austria	Die Tierschutzschlachtverordnung im BGBl II 2004/488 Anh.I regelt die Ausbildung der betroffenen Personen
Belgium	On the floor training.
Cyprus	Slaughterhouse employees carry out their tasks in accordance with the principles of animal welfare as they have attended relevant seminars and guidelines have been issued for their training.
Czech Republic	According to The Welfare Act - Art. 5a (6) and Art. 5a (7) (in compliance with Art. 7 Directive 93/119/EC) persons slaughtering animals at slaughterhouses shall be professionally competent pursuant to the ministerial implementing legal regulation; other persons carrying out activities related to guiding, accommodation or restraint of these animals, shall be instructed by the operator of the slaughterhouse to perform these activities in a qualified manner; operator of the slaughterhouse shall keep records of the professional competence of persons carrying out activities referred to in Art 5a (6). Operator of the slaughterhouse shall keep these records over the period of 3 years following after the time these persons ceased performing these activities and make them available to the competent animal welfare authority upon request.
Denmark	Only persons with the necessary knowledge and technical skills are allowed to be engaged in the movement, lairaging, restraint, slaughter or killing of animals. The slaughterhouse is responsible for the fulfilment of these requirements, while the Regional Veterinay and Food Administration Centre is responsible for supervision. New employees are trained by experienced and skilled employees at

[2] Article 7 of Directive 93/119/EC requires particular competences of personnel handling live animals at slaughterhouses but no mechanism is requested to implement it.

	slaughterhouses. Training courses for employees are arranged by the industry.
Estonia	In Estonia, the Agriculture University and Veterinary- and Food Board provide the training courses on Animal Welfare in slaughterhouses. The person responsible for animal welfare in slaughterhouse checks regularly and animal welfare inspector annually the competence and skills of people, dealing with live animals in slaughterhouse.
Finland	Employees in slaughterhouses are usually educated by the slaughterhouses and they practise working under the guidance of skilled workers. Official veterinarians in slaughterhouses are also supervising them.
Germany	Slaughterhouse employees dealing with stunning, killing or bleeding of animals are holders of certificates of competence. Therefore they have visited courses for theoretical and practical training and have passed theoretical and practical examinations as required by Federal Regulation (Tierschutz-Schlachtverordnung). Employees dealing with animal handling have passed training courses.
Hungary	1. Workers on slaughterhouses have appropriate qualification (they mainly have a graduation of an agricultural technical college as butcher). 2. All employees of FBOs must fulfil a special training given by our service covering minimal requirements of food-hygiene. 3. A national guideline has just been issued by our authority that is compulsory to comply with by official veterinarians. This guideline says as follows: The veterinarian who is in charge to supervise a slaughterhouse or an FBO is obliged to give a short training to the personnel of the establishment on following topics: - anatomical basis of stunning of species in question - physical features of stunning equipment in use, - appropriate use of stunning equipment, - frequency of maintenance of stunning equipment.
Italy	The training of slaughterhouse employees is not directly managed by the competent authorities. However, the own-check plan (HACCP) implemented by the slaughterhouses provides for a training course addressing animal welfare, among other things, to be attended by employees dealing with live animals. Furthermore, the relevant own-check manuals are submitted to and supervised by the competent authorities.
Luxembourg	By the control and surveillance of official veterinarians.
Poland	According to Regulation of MARD of 09.09.2004 on qualifications of person authorised for professional slaughter and conditions and methods of slaughter and killing animals, person who deals with stunning and killing animals has to be trained. The training has to include theoretical part and 3-month length practice supervised by someone with 3 years practical experience of stunning and slaughter of animals. Qualifications have to be confirmed by the official document. The person who deals with movement and keeping of animals has to have 1 month length of practical experience supervised by someone with 3 years of practical experience of movement and keeping animals. The supervised person is nominated by the entity after receiving the permit of district veterinary officer.
Portugal	Slaughterhouses have HACCP systems, which include animal welfare items.
Slovenia	Staff training is arranged by the slaughterhouse management in cooperation with OVs. Slaughterhouse staff training programme of 2007 has been prepared in cooperation with the National Veterinary Institute. National legislation specifically requires the specialised training of slaughterhouse staff in animal welfare.
Spain	El operador económico diseña, mantiene e implementa un plan de formación, supervisado por la Autoridad compente. En las listas de comprobación utilizadas por los S.V.O se incluye lo relativo la formación.
Sweden	The local competent authorities (municipality animal welfare inspectors) are expected to check this when inspecting the plants. There are legal requirements regarding certificates of education in the field of animal welfare, in the legal text DFS 2004:12. According to the legislation, any company engaged in the slaughter or killing of animals shall ensure that all staff involved in handling, stunning, slaughtering or otherwise killing animals have participated in courses covering animal welfare, suitable stunning and killing methods and the correct use of these methods. This should be certified in written course documents. The course should have both theoretical and practical content, related to the species in question. After this, it is recommended that the recently trained person initially works together with more

	experienced staff.
The Netherlands	Large slaughterhouses have welfare procedures and sometimes also in house training on welfare aspects for their personnel; smaller slaughterhouses mostly depend on their own experience and skills. In large slaughterhouses during slaughter an official veterinarian is supervising the welfare handling full-time, in small slaughterhouses however the welfare supervision of official veterinarians is periodical. So in the former the welfare competence of employees can be assured reasonably, in the latter it cannot.
UK - Great Britain	UK legislation requires that any person carrying out restraint of an animal prior to stunning or killing, stunning an animal, slaughtering an animal, killing an animal, assessing effective stunning or killing of an animal, shackling or hoisting an animal or bleeding an animal that is not dead must hold a licence. A licence may be issued by an authorised veterinary surgeon only after assessment of the applicant's competence in carrying out the operations for which they are seeking a certificate, their understanding of relevant statutory requirements (including Codes of Practice) and how they work to protect the welfare of animal. Trainee slaughtermen must be over 18 years of age and must obtain a Provisional Licence.
United Kingdom - Northern Ireland	Every establishment is required to have an Animal Welfare Officer who has received accredited training. All OVs receive specific training (from Bristol) on welfare of animals at slaughter and deal directly with welfare problems as they arise. Industry generally co-operate on animal welfare issues.

4. Which of the following <u>operational measures/procedures</u> are – according to your knowledge – commonly in use in slaughterhouses in your country?

Operational measures / procedures	Degree to which measure is commonly in use				
	not common at all	fairly uncommon	fairly common	very common	don't know
Implementation of a plan of control for animal welfare aspects based on HACCP or a similar quality assurance system	UK	NL, PT, FI, PL, CZ, DE, ES	LU, BE, SI, HU, SE	AT, EE, CY, DK, IT	
Assigning an employee to be responsible for overseeing animal welfare (such as an animal welfare officer)	BE, SI, PT, HU, PL, DK	SE, DE, ES	NL, IT	LU, AT, EE, FI, CY, CZ, UK	
Procedure to check animals on their arrival as to identify weak animals			EE, PT, ES	LU, BE, AT, SI, NL, FI, CY, HU, PL, SE, CZ, DK, DE, IT, UK	
Procedures to deal with animals being transported over eight hours	CY, PL, DK, DE	HU, ES	PT, FI, SE	LU, BE, AT, SI, EE, CZ, UK	NL, IT
Providing water to animals in lairages				LU, BE, AT, SI, EE, NL, PT, FI, CY, HU, PL, SE, CZ, DK, DE, IT, ES, UK	
Providing feed to animals in lairages	BE, DE	NL, CY, ES	AT, PT, FI	LU, SI, EE, HU, PL, SE, CZ, DK, IT, UK	
Procedures for isolating/prioritising the slaughter of fragile animals			EE, PT	LU, BE, AT, SI, NL, FI, CY, HU, PL, SE, CZ, DK, DE, IT, ES, UK	
Keeping maintenance records of stunning equipment		BE, ES	LU, EE, NL, HU, SE	AT, SI, PT, FI, CY, PL, CZ, DK, DE, IT, UK	

Video surveillance of stunning/bleeding area	LU, BE, EE, PT, FI, CY, PL, SE, DK, DE, IT, ES	SI, NL, HU, CZ, UK			AT
Presence of an employee at the bleeding line to ensure that all animals have been cut properly	BE	LU, DK, ES	EE, NL, SE, DE, IT	AT, SI, PT, FI, CY, HU, PL, CZ, UK	
Other measures					

Please indicate the most beneficial measure/procedure of the options listed above in terms of animal welfare.

Country	Most beneficial measure
Austria	
Belgium	Assigning an employee to be responsible for overseeing animal welfare (such as an animal welfare officer)
Cyprus	Assigning an employee to be responsible for overseeing animal welfare (such as an animal welfare officer).
Czech Republic	Assigning an employee to be responsible for overseeing animal welfare (such as an animal welfare officer)
Denmark	Procedure to check animals on their arrival as to identify weak animals
Estonia	Assigning an employee to be responsible for overseeing animal welfare (such as an animal welfare officer)
Finland	Implementation of a plan of control for animal welfare aspects based on HACCP or a similar quality assurance system.
Germany	Implementation of a plan of control for animal welfare aspects based on HACCP or a similar quality assurance system in connection with Assigning an employee to be responsible for overseeing animal welfare (such as an animal welfare officer)
Hungary	Implementation of a plan of control for animal welfare aspects based on HACCP or a similar quality assurance system
Italy	Implementation of a plan of control for animal welfare aspects based on HACCP or a similar quality assurance system
Luxembourg	Assigning an employee to be responsible for overseeing animal welfare (such as an animal welfare officer) Video surveillance of stunning/bleeding area Keeping maintenance records of stunning equipment
Poland	
Portugal	
Slovenia	Video surveillance of stunning/bleeding area.
Spain	Implementation of a plan of control for animal welfare aspects based on HACCP or a similar quality assurance system
Sweden	Comment regarding nr 4/The national legislation does not allow animals to be transported more than 8 hours. This time limit might be exceeded by 3 hours if the transport will reach the slaughterhouse within this time. If not, the transport has to stop after 8 hours and the animals must be unloaded.
The Netherlands	Presence of an employee at the bleeding line to ensure that all animals have been cut properly: in

	poultry slaughterhouses the presence of an employee at the bleeding line is obligatory, in other slaughterhouses it is not obligatory, and not common. Other measures are in place in several slaughterhouses: how to avoid overcrowding in lairaging; how to avoid fighting as much as possible. It is difficult to point at the most important issue of the list above. Because it is in the current industrial plants important that there are as well a) well trained responsible welfare supervising employees; b) procedures developed for all possible situations that can locally occur daily, for example how to handle when stunning equipment suddenly breaks down; c) competence of planners to avoid traffic jams of animal transports on the parking place and during lairaging including measures to meet weather changes e.d; d) high standard of technical staff including the keeping of maintenance records of stunning equipment. So when I definitively have to choose I will choose ' Assigning an employee to be responsible for overseeing animal welfare (such as an animal welfare officer)' (in the expectation that a responsible welfare employee will emphasize the development of ' Implementation of a plan of control for animal welfare aspects based on HACCP or a similar quality assurance system '.
UK	Implementation of a plan of control for animal welfare aspects based on HACCP or a similar quality assurance system. This would include all of the procedures listed (with the possible exception of video-surveillance).
UK, Northern Ireland	Procedures to deal with animals being transported over eight hours: Uncommon for animals to be transported for more than 8 hours. Presence of an employee at the bleeding line to ensure that all animals have been cut properly: Compulsory for automatic poultry neck cutting, otherwise uncommon. Animal welfare officer is the most beneficial procedure.

5. Are there currently changes ongoing in the slaughterhouse industry (for any of the species - cattle, pigs, sheep, poultry) in your country regarding the stunning and killing systems used? (i.e., introduction of a new method or significantly change of the characteristics of an existing method)?

Yes	No	Don't Know
8	8	3

If yes, please specify

Country	Ongoing changes
Cyprus	One red meat slaughterhouse which operates since August 2006, introduced the method of carbon dioxide exposure for pig stunning, a method used for the first time in Cyprus.
Czech Republic	Introduction of CO2 stunning/killing systems
Germany	Gas-stunning of poultry, electric stunning of cattle, gassing of animal houses for depopulation.
Italy	Currently no new method or significant changes are being introduced as regards the stunning and killing methods used. However, a study was performed by Dr Franco Panunzi, from a private company, envisaging an electrical stimulation of the animal after stunning and cutting of the jugular vein in order to favour bleeding and meat tendering. This study was subsequently

	scrutinised by the National Reference Centre for Animal Welfare of the Experimental Zooprophylactic Institute of Region Lombardy and Emilia-Romagna, according to which the procedure contains "no elements conflicting with animal welfare aspects. On the other hand, it prolongs the stunning period, thus favouring the animal's welfare and protection." Therefore, we would even suggest this procedure to be evaluated at the EU level due to its beneficial effects on the welfare of slaughter animals.
Luxembourg	Especially pig stunning and killing for reasons of the meat quality.
Spain	Gas stunning in rabbits (in place) Gas stunning in sheep (on trial)
Sweden	For pigs, almost all major slaughterhouses have changed from electrical stunning to carbon dioxide gas stunning. The same transition has begun for poultry. For cattle, there is a shift towards more automatic restraint systems, linked to an interest in pneumatic captive bolt systems as a replacement for metallic cartridge-powered captive bolt stunners, the latter being kept as back-up weapons (Swedish legislation requires slaughterhouses to have reserve stunning apparatus immediately available at the line´s place of stunning).
The Netherlands	There is a trend towards using more gas stunning. In the poultry slaughterhouses the newer waterbath- electric stunning is developed in a way that it is difficult to establish the level of the unconsciousness of the stunned poultry. This is because the legally obliged parameters (Rl 93/119) are limited. The prescribed amperage is produced accordingly, but in the same time the Herz number is made so high that this can influence the result of the amperage. So it would be better to prescribe all the parameters that can influence the result of the stunning legally. The animal welfare policy department plans to investigate the best combination of Hz and amperage in relation to meat quality and effective stunning.
UK, Great Britain	Waterbath stunners - effect of frequency, current and time on effectiveness of stunning and meat quality.
UK, Northern Ireland	We have one cattle electrical stunning facility

6. Please estimate the percentage to which animals are slaughtered using the following methods.

Country	Percent of poultry with stunning applied prior to cutting/bleeding	Percent of poultry with no stunning applied prior to cutting, but animal is stunned directly after the cut	Percent of poultry No stunning applied at all
Luxembourg	80%	20%	0%
Hungary	99.9%	0%	0.1%
Poland			
Sweden	100%		
Czech Republic	--	--	--
UK, Northern Ireland			
Italy			
Spain	95%	0%	5%
UK, Great Britain	98.8%	0%	1.2%
Austria			0%

Slovenia	100%	0%	0%
Estonia	100%	0%	0%
Netherlands	+/- 98%	0%	+/- 2%
Portugal	99%		
Finland	100%		
Cyprus	100%	0%	0%
Germany	100% intended		
Belgium	80%	0%	20%
Denmark	100%	0%	0%

Comments:

Country	Ongoing changes
Hungary	There is only one slaughterhouse in Hungary where kosher slaughter of turkey is carried out.
Sweden	There is an absolute requirement for stunning prior to cutting for all animals slaughtered (or killed by any other reason) in slaughterhouses or elsewhere.
Czech Republic	The Czech national legislation - The Welfare Act - Art. 5: Slaughtering farm animals by bleeding may only commence after their stunning ensuring the loss of sensibility and loss of consciousness which lasts throughout the bleeding. Slaughterhouse dressing of an animal prior to its bleeding shall be prohibited; Derogations from the provisions of Art. 3 may be authorised by the Ministry for the purposes of churches and religious societies, the regulations of which shall specify another way of animal slaughter. Slaughtering shall be carried out by a professionally competent person who shall ensure that the slaughtered animals are spared any avoidable suffering.
Spain	This number are approximate. The most important point is that there is an increasing demand of Halal meat.
UK, Great Britain	Figures are based on 2003 survey.
Germany	Figures are not given on federal level
Belgium	The data for lamb and poultry are estimated on the ground of a registration system: however this system makes the difference between ritual and conventional slaughter, it is not mentioned if the animals were stunned before the ritual slaughtering.
Austria	No stunning, nur für nationale Versorgung aus rituellen Gründen in geringem Ausmaß.
Slovenia	National legislation requires the warm-blooded animals to be stunned prior to slaughter in a professional way and in accordance with a prescribed stunning method. Derogations from these legal requirements may be allowed by the authority competent for the veterinary sector under the exceptional circumstances only, including the ritual slaughter, emergency slaughter, and other circumstances where the animals' life is at risk. Ritual slaughter is carried out from time to time by four poultry slaughterhouse business operators only. It needs to be pointed out here that these four business operators are carrying out all the slaughter procedures before slaughter, during slaughter and upon slaughter in an identical way as with the normal slaughter - including the preliminary stunning - the only difference being that the very act of slaughter (cutting the blood vessels) is carried out by a specifically authorised representative of a religious community.

The Netherlands	The percentages mentioned are only very rough estimations, because in the Netherlands the number of animals that is slaughtered without previous stunning is only locally recorded
Finland	In Finland it is prohibited to bleed animals without prior stunning. There is an exception that poultry may be slaughtered without prior stunning by cutting the throat quickly using a sharp instrument. There is also a possibility to slaughter animals due to religious causes by stunning and cutting them at the same time. This method may only be used in slaughterhouse or in small scale slaughterhouse in the presence of official veterinarian of the slaughterhouse.

7. What is the number of slaughterhouses officially registered in your country?

Country	Red Meat (approved according to Regulation No 853/2004)					Poultry (approved according to Regulation No 853/2004)				Total red meat and poultry slaughterhouses	
	Cattle	Pigs	Sheep/Goats	Mixed/Other	Total red meat slaughterhouses	Chicken	Turkey	Mixed/Other	Total poultry slaughterhouses	Total number of all slaughterhouses officially registered	Total approved by the competent authority according to Regulation (EC) No 853/2004
AT										5,058**	
BE					23				16	67	39
CY					4				9	29	13
CZ					112				25	294	137
DE										5,000	340
DK										164	141
EE										76	76
ES					645				171	1,088	816
FI	3	14	7	57	81	4	2	23	29		39 slaughterhouses, 90 small scale slaughterhouses
HU					161				70	306	231
IT										not available	495
LU				3	3					3	3 (except poultry)
NL	*	*	*		249	33	0	3	36	285	285
PL										1,390	661
PT										187	187
SE*	1	5	1	75	82	11	3	10	24	106	21

SI					29				5	128	34
UK	18	13	13	268	312	62	9	36	107	419	419

*Figures for SE for each species include *total* establishments, not only just those approved according to Regulation No 853/2004.

** Number is relatively large due to a high number of small slaughterhouses.

SURVEY OF SLAUGHTERHOUSE OPERATORS
29 responses

I. PRODUCTION AND RELATED COST ISSUES

2. What is the main species slaughtered at your plant:

Species	Respondents
Chicken	22
Turkey	6

3. Which other species are slaughtered at your plant:

Species	Respondents
Chicken	6
Spent hens	4
Turkey	5
Duck	3
Geese	0
Guinea Fowl	0
Other	3

4. Please provide data on the capacity of your slaughterhouse

a. How many slaughter lines do you have?

Lines	Respondents
1 line	21
2 lines	7

b. What is the total annual output (number of chicken or turkeys slaughtered at this slaughterhouse)?

Output	Respondents
< 2,000,000	2
2,000,000 - 3,999,999	1
4,000,000 - 5,999,999	4
6,000,000 - 7,999,999	1
8,000,000 - 9,999,999	3

10,000,000 - 11,999,999	1
12,000,000 - 13,999,999	4
14,000,000 - 15,999,999	0
16,000,000 - 17,999,999	2
18,000,000 - 19,999,999	1
20,000,000 - 21,999,999	1
22,000,000 - 23,999,999	1
24,000,000 - 25,999,999	2
> 26,000,000	8

c. What is the average slaughter weight (kilograms slaughter weight per bird)?

Species	Responses
Chicken	2.300
	1,1 kg
	2,2
	2,1 kg
	1,98 Kg average in 2006 Please indicate average slaughter weight
	2,450 Kg/bird
	2.1Kk (live weight)
	2.1Kg
	1900
	1.100 g
	2.1kg
	1,945 Kg
	1.22 kg
	1,3 kg geschlachtet
	1,80 kg
	1,30 kg
	2.100 kg vif
	2100 GRAMMES
	2,000 à 2,200 Kg
	2,200 KG
	1.777 kg (moyenne 2005)
	Pds moyen = 1.850 kg

Turkey	11.5 kg
	11,80 kg (15,6 kg Hahn und 7,7 kg Henne)
	Ø 11,80 kg (15,6 kg Hahn und 7,7 kg Henne)
	Ø 11,80 kg (15,6 kg Hahn und 7,7 kg Henne)
	15
	12 kg vif pour les mâles et 6 kg pour les femelles

5. Please provide data about the costs that you incur in producing whole birds:

	Median Percentage	Minimum Estimation	Maximum Estimation	Standard Deviation
Transport costs to your slaughterhouse	29,3%	4,5%	51,0%	10,2
Costs of reception/lairaging (including associated personnel, machinery, power and water costs)	3,1%	0,0%	18,0%	5,1
Cost of shackling birds (dead or alive) (including associated personnel, machinery and power costs)	6,6%	2,0%	18,0%	4,2
Cost of stunning (including associated personnel, machinery, power and water costs) WATERBATH STUNNING	1,0%	0,0%	30,3%	8,5
GAS STUNNING	1,0%	0,0%	3,0%	1,5
Cost of bleeding (including associated personnel, machinery and power costs)	1,0%	0,0%	5,0%	1,9
Cost of further steps of the slaughter chain until after the first chilling has been completed (including, defeathering, evisceration, veterinary control, washing, first chilling) (including associated personnel, machinery, power and water costs)	39,8%	11,0%	47,0%	13,3
Waste disposal (whole bird area) (including associated personnel, machinery, power and water costs)	7,5%	3,4%	17,8%	3,5
Cleaning (whole bird area) (including associated personnel, machinery, power and water costs)	4,0%	1,6%	18,2%	4,9
Cost of depreciation of building[1] and processing line	7,0%	1,0%	34,1%	9,2

[1] Please allocate the proportion of your building depreciation cost that relates to the process from reception to first chilling (i.e. excluding further processing).

c. What are the costs that you incur in producing a whole bird including its by-products? (i.e., the cost price of a whole prepared bird and its by-products, excluding your profit margin and the purchase price of the bird)?

Measurement	Median	Minimum	Maximum
Per kg	0.6 EUR/kg	0.5 EUR/kg	0.8 EUR/kg
Per bird	1.8 EUR/bird		2.6 EUR/bird

6. We would also like to understand the significance of different cost elements that you have listed above, (the cost of labour, electricity, etc.) from the point of entry into the slaughterhouse up until end of the first chilling.

Cost data used for cost analysis…not reproduced here.

7. Are your employees appointed with the handling of birds trained with respect to animal welfare?

Yes	No
25	2

If yes:

a. Please mark in which of the following areas must employees be specifically trained regarding animal welfare and how many hours they were trained? (Only applies for employees working in that area).

Work area	Slaughterhouses providing training	Slaughterhouses did not indicate training	Median hours dedicated
Unloading animals to lairage facilities	21	8	2
Handling animals from lairage to stunning facilities	17	12	2
Shackling to Stunning	21	8	2
Bleeding	25	10	2

b. Is this training done:

Internally	Externally
25	9

c. Is this training with or without attestation, certification or diploma at the end of the training?

With	Without
13	12

d. Is this training legally required or voluntary?

Legally	Voluntarily
12	15

e. Is this training formally approved by the competent authority?

Yes	No
13	12

8. Please assess impacts of the training measures that you implement?

	Very significantly negative impact	Fairly significantly negative impact	Remain similar	Fairly significantly positive impact	Very significantly positive impact
Animal welfare	0	0	1	21	5
Meat quality	0	0	5	15	7
Production costs	0	5	11	8	5
Competitiveness of operation	0	2	11	8	5
Occupational safety	0	0	11	13	3
Environment	0	0	15	8	1

II. OPERATIONAL PROCEDURES

9. What is your point of reference for "good animal welfare practices" at your slaughterhouse?

Point of Reference	Respondents
National legislation	26
Code of good practice of European association of slaughterhouses or other relevant European/international body	5
Code of good practice of national association of slaughterhouses or other relevant national body	6
Own company code of good practice	18

Animal welfare organisation code of practice	2
Requirements of clients	19
Equipment manufacturers recommendations	6
Other	3

10. Please mark with "yes" the animal welfare operational measures / procedures that you currently have implemented in your plant? If yes, please assess the costs of the measure.

Operational measures / procedures	Yes	If yes, please assess how costly the procedure /measure is					
		--- very costly	-- fairly costly	- slightly costly	O no costs	+ savings	Don't know
Implementation of a plan of control for animal welfare aspects based on HACCP or a similar method	19	0	4	12	2	0	0
Assigning an employee to be responsible for overseeing animal welfare (such as an animal welfare officer)	21	1	5	9	6	0	0
Procedure to check birds on their arrival to identify weak birds	18	0	7	6	4	0	1
Procedure to deal with birds being transported over twelve hours	6	0	1	4	0	1	0
Providing water to birds in lairages	1	0	1	0	0	0	0
Providing feed to birds in lairages	1	1	0	0	0	0	0
Video surveillance of stunning/bleeding area	0	0	0	0	0	0	0
Procedures for isolating/prioritising the slaughter of fragile or small birds	7	0	3	1	1	0	0
Keeping maintenance records of stunning equipments	22	0	3	12	2	0	0
Presence of an employee at the bleeding line to ensure that all birds have been cut properly	28	6	11	5	3	0	0
Other measures	3	0	2	0	0	0	0

11. Please indicate the most beneficial operational procedure of the options listed in Question 10?

Operational procedure	Respondents
Implementation of a plan of control for animal welfare aspects based on HACCP or a similar method	11
Assigning an employee to be responsible for overseeing animal welfare (such as an	1

animal welfare officer)	
Procedure to check birds on their arrival to identify weak birds	0
Procedure to deal with birds being transported over twelve hours	0
Providing water to birds in lairages	0
Providing feed to birds in lairages	0
Video surveillance of stunning/bleeding area	0
Procedures for isolating/prioritising the slaughter of fragile or small birds	1
Keeping maintenance records of stunning equipments	0
Presence of an employee at the bleeding line to ensure that all birds have been cut properly	12
Other measures	0

12. Please assess impacts of the measure listed as most beneficial for animal welfare by you in Question 11?

a. Presence of an employee at the bleeding line to ensure that all birds have been cut properly:

Operational measure implemented has impact on …	very significant negative impact	fairly significant negative impact	remain similar	fairly significant positive impact	very significant positive impact
Meat quality	0	0	0	9	3
Competitiveness of operation	0	2	6	2	2
Occupational safety	1	0	9	1	1
Environment	0	0	11	1	0

b. Implementation of a plan of control for animal welfare aspects based on HACCP or a similar method:

Operational measure implemented has impact on …	very significant negative impact	fairly significant negative impact	remain similar	fairly significant positive impact	very significant positive impact
Meat quality	0	0	2	7	1
Competitiveness of operation	0	2	3	5	0
Occupational safety	0	0	8	3	0
Environment	0	0	9	2	0

13. What are the indicators that you currently monitor in your plant and how often is each monitored?

Animal welfare indicators monitored at your plant	Yes	Frequency (times per week)
Atmospheric parameters at lairage (temperature, humidity, air flow, noise level, light intensity, water consumption, etc.)	18	2-continuous
Waiting time between reception and the beginning of the slaughtering procedure	23	5-each batch
Amount of time birds spend in shackles before stunning	18	1-each lot
Competence of employees working with live birds regarding animal welfare	16	annual evaluation-continuous
Correct application of electrical stunning apparatus	26	4-continuous
Frequency of ineffective stunning (i.e., number of cases in which a second stun is required)	13	2-continuous
Insensitivity of birds after stunning	24	1-continuous
Time between stunning and bleeding	20	1-automatic
Meat quality (pH, DFD, PSE, blood splashes, bone fractures)	18	4-continuous
Skin quality	21	4-continuous
Please specify other indicators	4	Daily-200+

14. How do you monitor the effectiveness of the stun?

a. Please mark how your slaughterhouse monitors the effectiveness of the stun:

Monitoring	Respondents
No direct monitoring	1
Sign of recovery after stunning	24
Sign of recovery after bleeding	10
Indirect monitoring through technical parameters (e.g., electrical)	23

b. Please specify what percentage of animals are actually monitored for the effectiveness of stun:

Responses
100%, Continuous
100% (All birds are hanged manual after stunning)
100%
100%
0,01%
There is no any markable situation, instead of electricity and powerless situation, when the bleeding is would be stopped immediately.

100% under control of an operator.
Hourly checks
0,01%
100%
Ca. 0,4 %
Ca. 0,4 %
Ca. 0,5 %
10%
100%
approx 5%
1 par heure
100%
100%
0,2 %
100 % durch Kontrolle-Nachstecher, ~ 2 % durch Veterinär
1poulets par lot
1 fois jour
20 volailles par lot (test pupillaire) et 1 volaille en réveil
par le contrôle indirect 100% des animaux passes sont sous controle
0,01%
5 poulets /lot
Au plus 1/ lot

c. Do you systematically record the results of your monitoring activity described in questions 14a and 14b:

Yes	No
16	13

d. If yes, could you please provide your average percentage of unsuccessful stunning:

Responses
<0.5%
<1%
None any record , because of maintenance of machine is daily routine at the start of the work.
0% checked during the validation of the stunner

0%y
0%
Ca. 0,2 %
Keine
Please specify 0%
0
< 1%
< 1 %
aucun ; les non étourdis n'existent pas, seulement les morts.
Non mesuré
0%

15. Do you have regular cleaning and maintenance schedules for your stunning equipment?

a. A regular cleaning schedule for stunning equipment:

Yes	No
28	0

If yes, please specify the frequency of cleaning:

Time frame	Respondents
Hourly	0
Daily	29
Weekly	0
Monthly	0
Quarterly	0
Don't Know	0

b. A regular maintenance schedule for stunning equipment

Yes	No
28	1

If yes, please specify the frequency of maintenance:

Time frame	Respondents
Daily	9
Weekly	9
Monthly	7
Quarterly	4
Yearly	1
Don't Know	0

16. Please mark outside parties that perform a specific audit regarding animal welfare and list the frequency with which you are audited?

Outside party	Yes	Frequency (in times per year)
Veterinary authority	28	2-daily
Clients	22	1-20
Animal welfare groups	2	1-2
Independent auditor	14	1-12
Other parties	3	1-2

IV. DESIGN OF EQUIPMENT

17. Please mark with "yes" the technology that has actively been implemented in your plant primarily for the sake of animal welfare during the last 10 years?

Technology	Yes	If yes, please assess how costly that has been					
		--- very costly	-- fairly costly	- slightly costly	o no costs	+ savings	Don't know
Modules limiting human handling off the truck as opposed to crates	19	12	3	1	0	3	0
Appropriate ventilation equipment in lairage facilities	21	3	12	3	0	1	1
Violet/blue lighting or low lighting (5 lux or lower)	24	0	5	14	2	0	1
Plastic or rubber curtains along the line (i.e., breast comforting plates)	16	0	3	9	1	0	2
Dipping shackling line (water bath stunners)	23	1	6	13	1	0	2
Electrically isolated "entry ramp" (water bath stunners)	19	0	5	12	0	0	1

Shackle lines accommodate different bird sizes (water bath stunners)	18	0	8	9	0	0	0
Increase bath conductivity by the use of salted solution	5	1	2	2	0	0	0
Maximum shackle duration before the bath	18	0	6	4	5	0	0
Other measures	3	1	2	0	0	0	0

18. Please indicate the most beneficial design measure of the options listed in Question 17?

Technology	Highest ranking design measure as most beneficial for animal welfare
Modules limiting human handling off the truck as opposed to crates	9
Appropriate ventilation equipment in lairage facilities	7
Violet/blue lighting or low lighting (5 lux or lower)	2
Plastic or rubber curtains along the line (i.e., breast comforting plates)	3
Dipping shackling line (water bath stunners)	3
Electrically isolated “entry ramp” (water bath stunners)	2
Shackle lines accommodate different bird sizes (water bath stunners)	0
Increase bath conductivity by the use of salted solution	1
Maximum shackle duration before the bath	2
Other measures	2

19. Please assess impacts of the measure listed as most beneficial for animal welfare by you in Question 18?

a. Modules limiting human handling off the truck as opposed to crates

Operational measure implemented has impact on …	very significant negative impact	fairly significant negative impact	remain similar	fairly significant positive impact	very significant positive impact
Meat quality	0	0	2	4	4
Competitiveness of operation	0	0	2	4	4
Occupational safety	0	0	1	6	3
Environment	0	0	3	6	1

b. Appropriate ventilation equipment in lairage facilities:

Operational measure implemented has impact on …	very significant negative impact	fairly significant negative impact	remain similar	fairly significant positive impact	very significant positive impact
Meat quality	0	0	1	4	1
Competitiveness of operation	1	0	0	4	1
Occupational safety	0	0	5	1	0
Environment	0	0	3	3	0

V. SLAUGHTER OPERATION

20. Please mark which restraining/shackling mechanism most describes the method in use at your plant?

Restraint mechanism	Respondents
Birds stunned in containers and shackled unconscious	0
Birds emptied out of containers, stunned, shackled unconscious	1
Shackled conscious	27
Other	1

21. Please mark the main stunning/bleeding methods in use for the different species/types of poultry in your slaughterhouse (not including religious slaughter).

a. Methods currently in use:

Methods		Chicken		Turkeys	
		Method in use	*Back-up* method*	*Method in use*	*Back-up* method*
Stunning					
Electrical	*Head-only stunning*	3	0	0	0
	Waterbath stunning (reversible method, above 200 Hz)	15	2	7	2
	Waterbath stun/killing (irreversible method, around 50-60 Hz)	7	2	4	1
Gas	*Gas stunning*	0	0	0	0
	Gas stun/killing	1	0	0	0
Neck Dislocation		0	3	0	0

Other		1	0	0	0
Bleeding					
Neck cutting	*1 carotid artery cut and 1 external jugular vein cut*	13	1	1	1
	2 carotid arteries cut	8	2	9	0
	1 jugular vein cut	3	0	1	0
Decapitation		1	0	0	0
Other		0	1	0	0

b. Is your main stunning method automated (i.e., no human intervention during the restraining and stunning process)?

Yes	No
28	0

c. Is your main bleeding method automated (i.e., no human intervention during the bleeding process)?

Yes	No
20	9

22. Do you apply ritual slaughter?

Yes	No
14	15

If your answer is yes:

a. What percentage of birds is ritually slaughtered at your plant without prior stunning?

Average	Median	Minimum	Maximum
8.5%	0%	0%	100%

23. If using electric stunning technology:

a. What are the details of the electric stun per bird (i.e., average frequency, output voltage, output current, and minimum application time)?

Species	Type of stunner:	
	constant current	constant voltage
Chicken	8	11
Turkeys	6	7

Chickens

Responses	Frequency (per bird)	Voltage* (per bird)	Current* (per bird)	Minimum time of application (per bird)	Maximum stun-to-stick interval
	(Hz)	(V)	(mA)	(sec)	(sec)
1	50	220	100	5	10
2	275	140	250		
3	350	80-100	100	3-5	7
4	350	30		24	
5			1.3		
6	50		105	10	10
7	50	230	140	5	15
8	< 100	120-150	100-125	9	5
9	1000	50		11	6
10	50	6.5	120		
11	375	60	900	13	5
12	50			4	10
13		DC 18 V AC 32 V	DC 12 mA	15	7
14	300		100	10	6
15			120		6
16	800	30			
17	+/- 400 Hz	+/- 100 V		7-27	3
18	150	5.45	0.09	12	18
19	503	53		8	11
20	360	80	2	16	7
21	200	110		10	10

Turkeys

Responses	Frequency (per bird)	Voltage* (per bird)	Current* (per bird)	Minimum time of application (per bird)	Maximum stun-to-stick interval
	(Hz)	(V)	(mA)	(sec)	(sec)
1	50	50-150	300-500	15	30
2		25	0.03	17	
3	60	200	150	17-21	7-10
4	60	130-200	> 150	27	3-10
5	400	150	150	15	< 3
6	400	180	150	15	5
7	175	175	500	13	5
8				6	10
9			120		6
10	1030	160			
11	503	128		14	26
12		120-150	600-800	4	2

b. The electrical stunning system is equipped with a signal which indicates:

System equipped with signals indicating …	Yes	No	Don't know
Interruption of stunning	16	10	0
Insufficient duration of application	0	22	0
Excessive increase in the electrical resistance in the circuit	5	15	2
Voltage	24	2	0
Current	24	1	0
Other	8	0	1

c. Are these signals in Question b:

Audio	Visual	Both
2	23	5

d. Do you record electrical parameters during the stun:

Yes, for each animal	Yes, but not for each animal	No
2	15	11

e. If yes, which electrical parameters do you record?

Parameters	Responses
Current, Voltage, Frequency	8
Current	1
Current and Voltage	6
Frequency and voltage	1

f. Where stunning parameters are not systemically recorded, what kind of sampling procedure do you use (e.g., percentage of each lot):

Responses
Continuous by person doing the manual killing
10%
Hourly
Monthly check
Visuell mehrmals täglich durch Tierschutzbeauftragten und Veterinär
1%
100%
Fleischuntersuchungstierarzt überwacht den Betäuber nach einem Stichprobenplan und zeichnet händisch die Spannung und Stromstärke auf,und prüft den Corneareflex der Tiere
Stichproben durch Veterinär
Visuel, par les opérateurs présents

g. Do you use an electrical stunning calibrator[1]:

Yes	No
15	10

[1] Device used to test that the electrical parameters (voltage, frequency, and current) are as desired or to determine whether an adjustment to the stunning equipment is necessary.

h. If using electric stunning calibration, how often at least do you calibrate your equipment:

Daily	Weekly	Monthly	Quarterly	Yearly	Don't know
7	1	3	2	6	1

i. Which measures related to the stunning method used have been taken with regard to occupational safety of your workforce?

Responses	Voluntary or Mandatory
Manufacture description	
rif. 626/94	Mandatory
Guarded stun bath	Mandatory
Not-Aus	Mandatory
alle gesetzlich vorgegebenen Maßnahmen	Mandatory
Contrôle des installations électrique	Mandatory
arrêt urgence électrique	Mandatory
formation technique	Mandatory
Transformateur séparé du réeaux	Mandatory
triangle de signalisation éléctrique	Mandatory
Earthed entry ramp	Mandatory
Komformitätserklärung	Mandatory
Access controlled with auto-cutout	Mandatory
Fenced	Voluntary
fully guarded and interlocked	Voluntary
Zusätzlicher Schutz des Abstechers durch eine Kunststoffschiene	Voluntary
MA-Schulung	Voluntary
Education	Voluntary
zone d anesthesie peu accessible en fonctionnement	Voluntary
Nachbetäubung	Voluntary

j. Which measures related to the stunning method used have been taken with regard to the protection of the environment?

Responses	Voluntary or Mandatory
Herstellerangabe	Mandatory
économie d'eau (appareil mal fait)	Voluntary
recirculation du bain d'eaur	Voluntary

24. If using gas stunning technology:

only one respondent to Question 24

Which gas concentrations do you use, for how long, and for how many birds?

a. First step:

Species	% CO_2	% N_2	% O_2	% Argon	Average length of exposure of bird to gas (sec)	How many birds are exposed at the same time?
Chicken	40		30			

b. Second step:

Species	% CO_2	% N_2	% O_2	% Argon	Average length of exposure of bird to gas (sec)	How many birds are exposed at the same time?
Chicken	80					

c. Do you record the above parameters listed in (a) and (b) and how frequently?

- Continuous, Automatically

d. What is the maximum stun-to-stick interval after stunning?

No answer

e. Which measures related to the stunning method used have been taken with regard to occupational safety of your workforce?

No answer

f. Which measures related to the stunning method used have been taken with regard to the protection of the environment?

No answer

25. Do you plan to change your stunning method for your main species in the next five years (i.e., will you introduce a new stunning method or significantly change the characteristics of the existing method)?

Yes	No	Don't know
6	15	8

If yes:

a. Please mark which kind of stunning system:

Electric system	Gas system
7	2

b. Please specify which system will be introduced (e.g., electrocution, gas stunning with CO_2, argon, etc):

Responses
We are planning some tests on the gas stunning in order to evaluate its impact in our process
Gas skilling CO2/Argon
Gasbetäubung mit CO2
If we are to change it will be a gas system
CO2
Electrocution avec possibilité de réglage, ampérage, voltage (prévu en 2007- coût 30Ke)
GAZ - CO2 / O2

c. What are your reasons for such a change (economic, meat quality, worker safety, animal welfare, legislative, consumer demands, etc.):

Responses
We are planning some tests on the gas stunning in order to evaluate its impact in our process
Meat Quality, Worker Safety, Animal welfare
Fleischqualität, Tierschutz, Rechtsvorschrift, Verbraucherforderungen
Animal welfare/consumer demands
Amélioration qualité viande et bien-être animal
Qualité de la viande - sécurité des travailleurs - bien être des animaux

d. How do you expect your costs of production referred to under Question 5c will change once you have implemented this new stunning method (including depreciated investment costs):

Decrease very significantly (savings > 10%)	Decrease fairly significantly (savings of 5% - 9%)	Remain similar (+/- 4% change)	Increase fairly significantly (costs increase 5% - 9%)	Increase very significantly (costs increase >10%)
0	2	1	2	2

If you are not introducing a new method:

e. Why have you decided not to change your current stunning method?:

Current method is satisfactory	Not financially capable of investing in a new method	Production costs with new system will be too high	Other
15	2	6	3

f. If other, please specify:

Responses
Gas stunning (frequently) kills animals, which is why it is not allowed when Halal slaughtering. Not possible to introduce gas stunning in the current facility due to lack of place.
Too much debate on which is most humane system
Souhaitons poursuivre à faire de l'abattage rituel halal

Annex 7: List of stakeholders that replied to surveys

Slaughterhouses

Stakeholders responding to slaughterhouse surveys were kept anonymous. For a list of responses by country see Annex 2: Methodology.

National Meat Industry Associations

Stakeholder	Country
VIP-België vzw, National Federation of Industrial Poultry Slaughterhouses	Belgium
Association of the Dutch Poultry Processing Industries (NEPLUVI)	Netherlands
UNA Unione Nazionale dell'Avicoltura	Italy
National Poultry Board – Chamber of Commerce	Poland

Competent Authorities

Stakeholder	Country
Bundesministerium für Gesundheit, Familie und Jugend (BMGFJ)	Austria
C.I.M. Consorzio Italiano Macellatori Industriali	Italy
Central Agricultural Office	Hungary
DARD Northern Ireland	UK
Department for Environment, Food and Rural Affairs	UK
Direcção Geral de Veterinária	Portugal
Federal Agricultural Research Centre, Institute for Animal Welfare and Animal Husbandry	Germany
Federal Public Service: Health, Food chain safety and environment	Belgium
Finnish Food Safety Authority (Evira)	Finland
Food and Consumer Safety Authority (VWA)	Netherlands
General Veterinary Inspectorate	Poland
Ministerio de Agricultura, Pesca y Alimentación	Spain
Ministero della Salute - Direzione Generale della Sanità Animale e del Farmaco Veterinario - Ufficio VI	Italy
Ministry of Agriculture, Natural resources and Environment, Veterinary Services	Cyprus
State Veterinary Administration of the Czech Republic	Czech Republic

Swedish Animal Welfare Agency	Sweden
The Danish Ministry of Justice and Danish Veterinary and Food Administration	Denmark
Veterinary Administration of the Republic of Slovenia (VARS)	Slovenia
Veterinary and Food Board	Estonia
Veterinary Services of Luxembourg	Luxembourg

Animal Welfare Associations

Stakeholder	Country
Dutch society for the Protection of Animals	Netherlands
Global Action in the Interest of Animals (GAIA)	Belgium
Œuvre d'Assistance aux Bêtes d'Abattoirs (OABA)	France